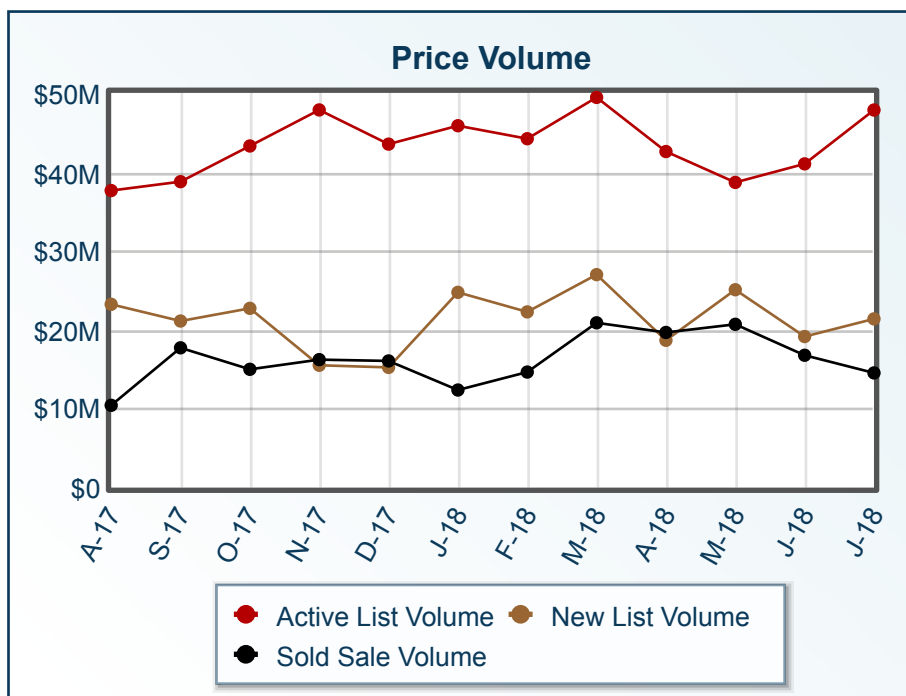
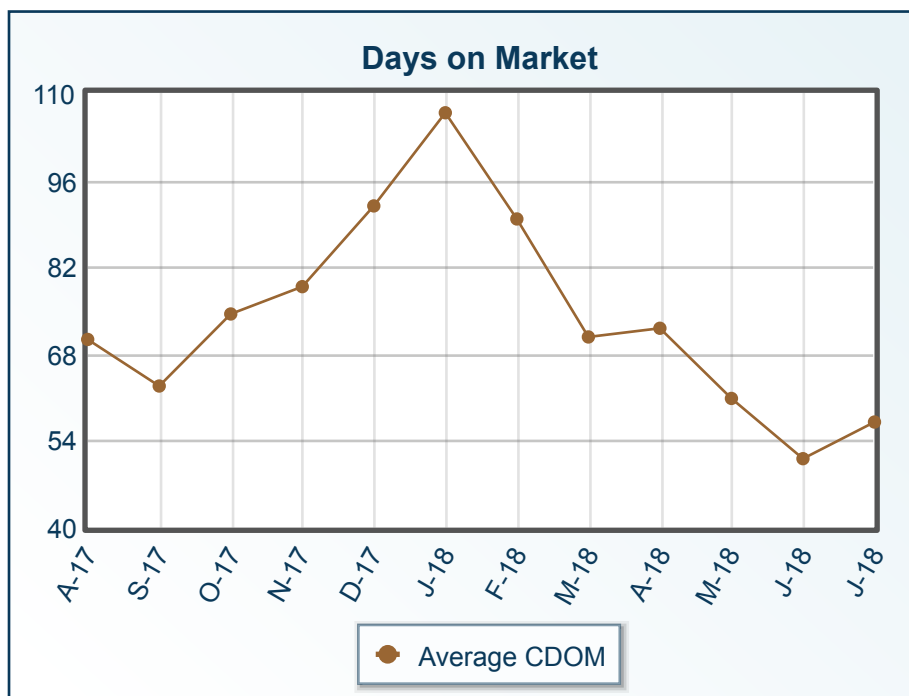
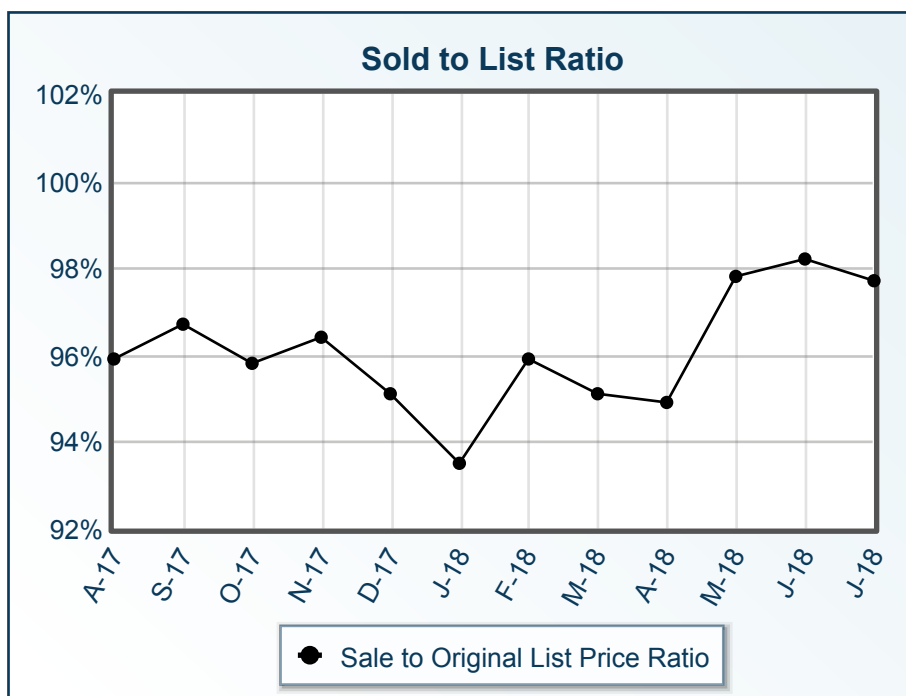
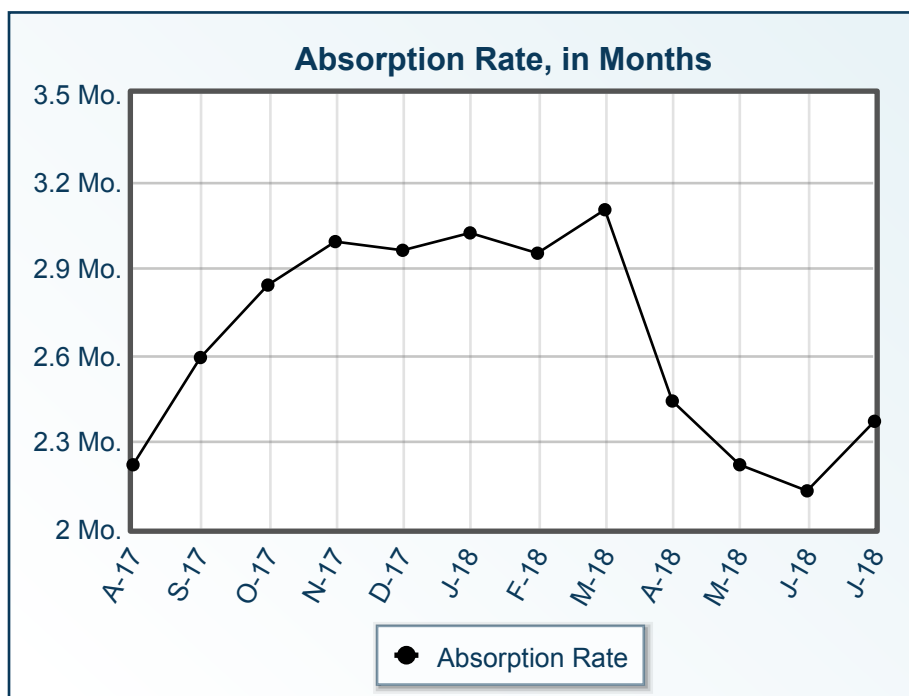
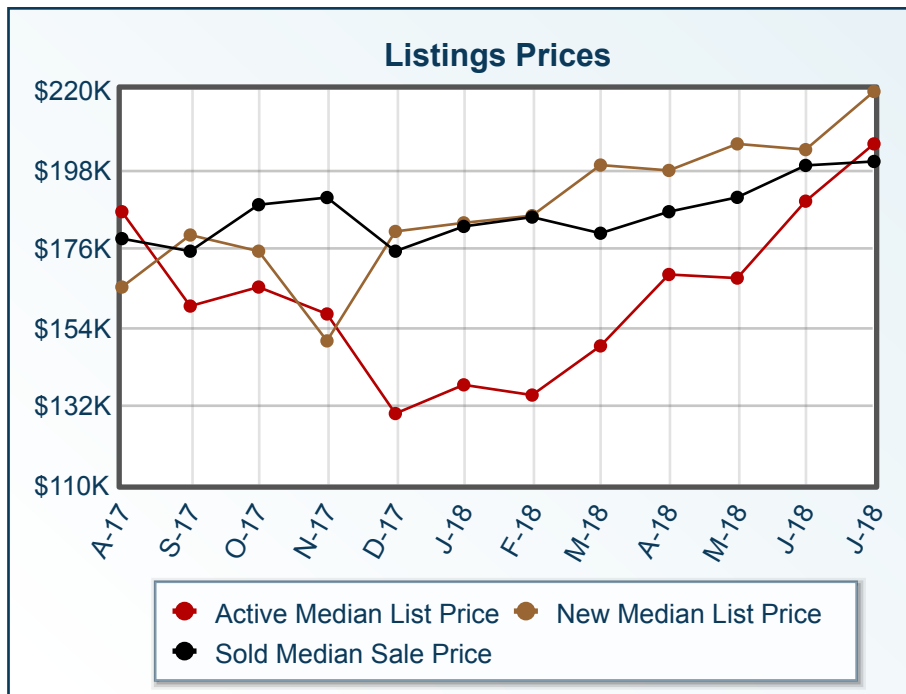
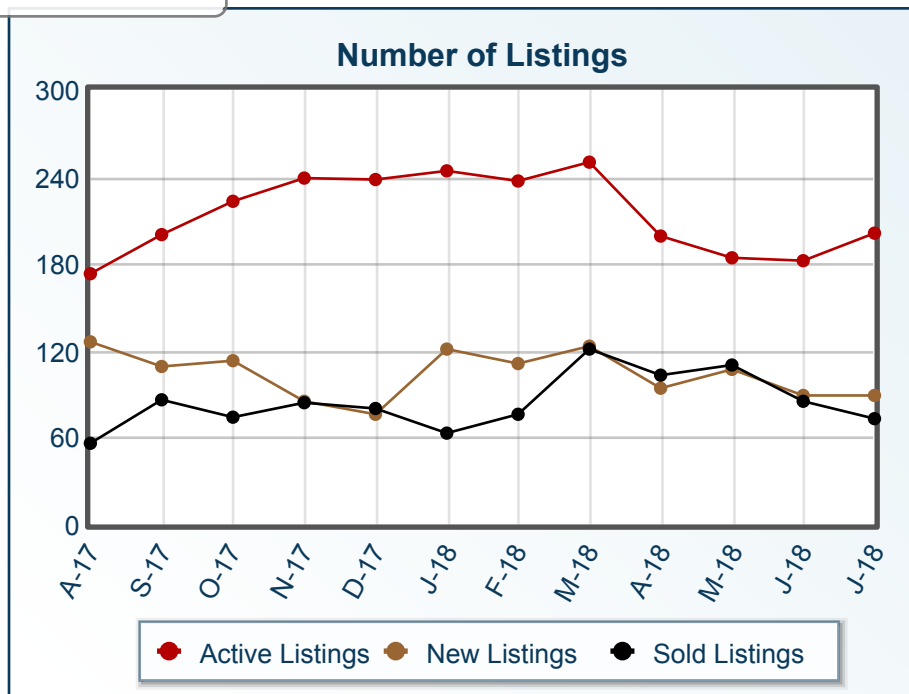


# Market Summary

Apache Junction Residential, July 2018



<b>Summary Statistics</b>						
	<b>Jul-18</b>	<b>Jul-17</b>	<b>% Chg</b>	<b>2018 YTD</b>	<b>2017 YTD</b>	<b>% Chg</b>
Absorption Rate	2.37	2.16	9.72	2.6	3.13	-16.93
Average List Price	\$237,968	\$221,450	7.46	\$207,810	\$205,327	1.21
Median List Price	\$204,900	\$177,500	15.44	\$191,000	\$177,950	7.33
Average Sale Price	\$199,009	\$193,658	2.76	\$189,392	\$187,168	1.19
Median Sale Price	\$200,000	\$169,500	17.99	\$188,000	\$170,000	10.59
Average CDOM	57	81	-29.63	68	80	-15.00
Median CDOM	26	43	-39.53	39	43	-9.30

<b>Sold Listings</b>						
	<b>This Month</b>			<b>Year to Date</b>		
	<b>2018</b>	<b>2017</b>	<b>% Chg</b>	<b>2018</b>	<b>2017</b>	<b>% Chg</b>
0-29,999	0	0	0.0	3	3	0.0
30,000-39,999	2	0	N/A	10	3	233.3
40,000-49,999	2	2	0.0	22	12	83.3
50,000-59,999	1	2	-50.0	22	17	29.4
60,000-69,999	2	2	0.0	14	18	-22.2
70,000-79,999	2	4	-50.0	23	16	43.8
80,000-89,999	0	0	0.0	16	8	100.0
90,000-99,999	4	5	-20.0	18	20	-10.0
100,000-119,999	2	3	-33.3	29	24	20.8
120,000-139,999	0	2	-100.0	30	54	-44.4
140,000-159,999	7	8	-12.5	28	69	-59.4
160,000-179,999	3	15	-80.0	53	82	-35.4
180,000-199,999	11	15	-26.7	103	87	18.4
200,000-249,999	23	7	228.6	163	77	111.7
250,000-299,999	6	4	50.0	30	27	11.1
300,000-399,999	3	6	-50.0	33	37	-10.8
400,000-499,999	4	3	33.3	26	27	-3.7
500,000-549,999	1	1	0.0	5	2	150.0
550,000-749,999	0	1	-100.0	3	6	-50.0
750,000-999,999	0	0	0.0	0	0	0.0
1,000,000-1,249,999	0	0	0.0	0	0	0.0
1,250,000-1,499,999	0	0	0.0	0	0	0.0
1,500,000-1,999,999	0	0	0.0	0	0	0.0
2,000,000-2,999,999	0	0	0.0	0	0	0.0
3,000,000+	0	0	0.0	0	0	0.0
<b>Totals</b>	<b>73</b>	<b>80</b>	<b>-8.7</b>	<b>631</b>	<b>589</b>	<b>7.1</b>

<b>Pending Listings</b>						
	<b>This Month</b>			<b>Year to Date</b>		
	<b>2018</b>	<b>2017</b>	<b>% Chg</b>	<b>2018</b>	<b>2017</b>	<b>% Chg</b>
0-29,999	0	0	0.0	3	2	50.0
30,000-39,999	0	0	0.0	5	2	150.0
40,000-49,999	0	0	0.0	16	11	45.5
50,000-59,999	2	3	-33.3	30	12	150.0
60,000-69,999	0	1	-100.0	13	16	-18.7
70,000-79,999	3	1	200.0	21	17	23.5
80,000-89,999	2	0	N/A	18	8	125.0
90,000-99,999	3	2	50.0	17	12	41.7
100,000-119,999	2	2	0.0	24	22	9.1
120,000-139,999	1	2	-50.0	36	51	-29.4
140,000-159,999	5	7	-28.6	27	67	-59.7
160,000-179,999	3	13	-76.9	55	83	-33.7
180,000-199,999	11	8	37.5	106	88	20.5
200,000-249,999	14	10	40.0	158	78	102.6
250,000-299,999	6	1	500.0	41	23	78.3
300,000-399,999	1	4	-75.0	30	40	-25.0
400,000-499,999	4	0	N/A	27	27	0.0
500,000-549,999	0	0	0.0	2	1	100.0
550,000-749,999	0	0	0.0	4	8	-50.0
750,000-999,999	0	0	0.0	1	0	N/A
1,000,000-1,249,999	0	0	0.0	0	0	0.0
1,250,000-1,499,999	0	0	0.0	0	0	0.0
1,500,000-1,999,999	0	0	0.0	0	0	0.0
2,000,000-2,999,999	0	0	0.0	0	0	0.0
3,000,000+	0	0	0.0	0	0	0.0
<b>Totals</b>	<b>57</b>	<b>54</b>	<b>5.6</b>	<b>634</b>	<b>568</b>	<b>11.6</b>

Active Listings	This Month			Year to Date		
	2018	2017	% Chg	2018	2017	% Chg
	0-29,999	1	0	N/A	6	2
30,000-39,999	1	4	-75.0	9	7	28.6
40,000-49,999	6	7	-14.3	23	29	-20.7
50,000-59,999	12	18	-33.3	49	43	14.0
60,000-69,999	7	6	16.7	24	32	-25.0
70,000-79,999	7	5	40.0	35	34	2.9
80,000-89,999	8	5	60.0	30	22	36.4
90,000-99,999	8	4	100.0	29	20	45.0
100,000-119,999	8	5	60.0	45	32	40.6
120,000-139,999	9	5	80.0	52	61	-14.8
140,000-159,999	9	10	-10.0	39	87	-55.2
160,000-179,999	8	17	-52.9	71	115	-38.3
180,000-199,999	11	13	-15.4	131	111	18.0
200,000-249,999	47	17	176.5	229	119	92.4
250,000-299,999	15	7	114.3	59	41	43.9
300,000-399,999	9	20	-55.0	51	77	-33.8
400,000-499,999	17	12	41.7	47	49	-4.1
500,000-549,999	6	1	500.0	11	5	120.0
550,000-749,999	8	10	-20.0	21	26	-19.2
750,000-999,999	3	0	N/A	6	3	100.0
1,000,000-1,249,999	1	0	N/A	2	1	100.0
1,250,000-1,499,999	0	0	0.0	0	0	0.0
1,500,000-1,999,999	0	0	0.0	0	0	0.0
2,000,000-2,999,999	0	0	0.0	0	0	0.0
3,000,000+	0	0	0.0	0	0	0.0
<b>Totals</b>	<b>201</b>	<b>166</b>	<b>21.1</b>	<b>969</b>	<b>916</b>	<b>5.8</b>

New Listings	This Month			Year to Date		
	2018	2017	% Chg	2018	2017	% Chg
	0-29,999	1	0	N/A	5	0
30,000-39,999	0	0	0.0	4	3	33.3
40,000-49,999	0	0	0.0	14	10	40.0
50,000-59,999	0	5	-100.0	17	18	-5.6
60,000-69,999	2	1	100.0	14	21	-33.3
70,000-79,999	5	0	N/A	22	16	37.5
80,000-89,999	1	1	0.0	17	11	54.5
90,000-99,999	1	0	N/A	19	13	46.2
100,000-119,999	3	3	0.0	27	23	17.4
120,000-139,999	2	1	100.0	40	43	-7.0
140,000-159,999	3	5	-40.0	32	68	-52.9
160,000-179,999	6	13	-53.8	60	97	-38.1
180,000-199,999	12	12	0.0	117	94	24.5
200,000-249,999	31	19	63.2	197	94	109.6
250,000-299,999	7	3	133.3	48	33	45.5
300,000-399,999	7	8	-12.5	37	44	-15.9
400,000-499,999	2	1	100.0	34	24	41.7
500,000-549,999	2	0	N/A	8	2	300.0
550,000-749,999	2	1	100.0	15	13	15.4
750,000-999,999	2	0	N/A	6	1	500.0
1,000,000-1,249,999	0	0	0.0	1	1	0.0
1,250,000-1,499,999	0	0	0.0	0	0	0.0
1,500,000-1,999,999	0	0	0.0	0	0	0.0
2,000,000-2,999,999	0	0	0.0	0	0	0.0
3,000,000+	0	0	0.0	0	0	0.0
<b>Totals</b>	<b>89</b>	<b>73</b>	<b>21.9</b>	<b>734</b>	<b>629</b>	<b>16.7</b>