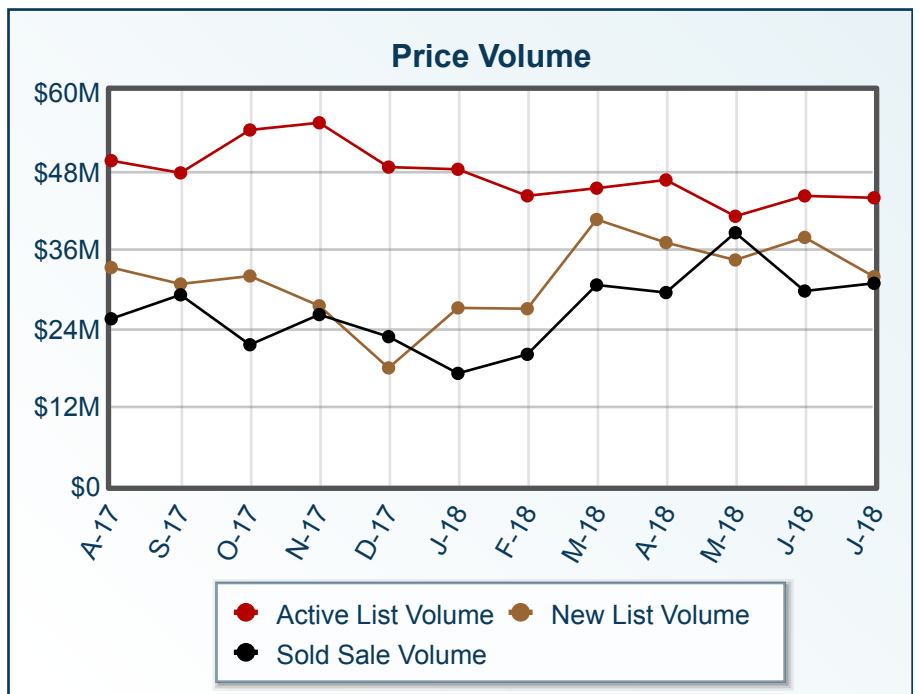
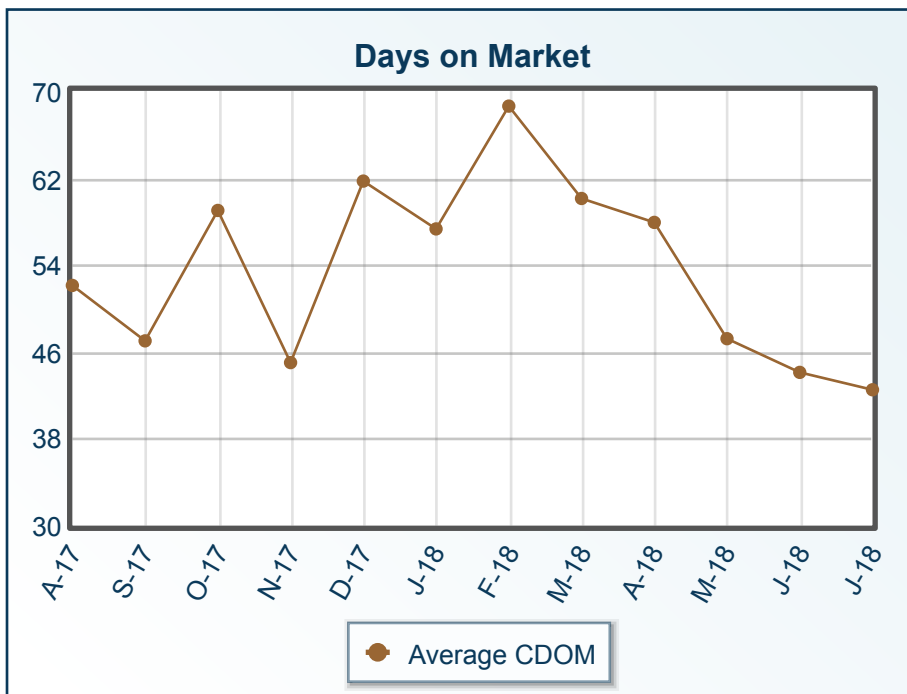
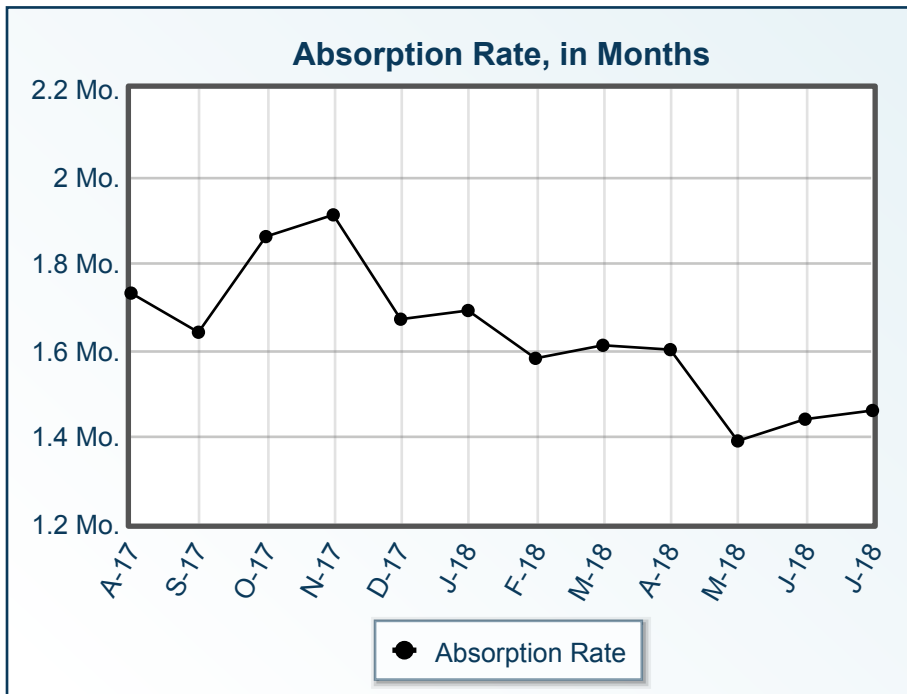
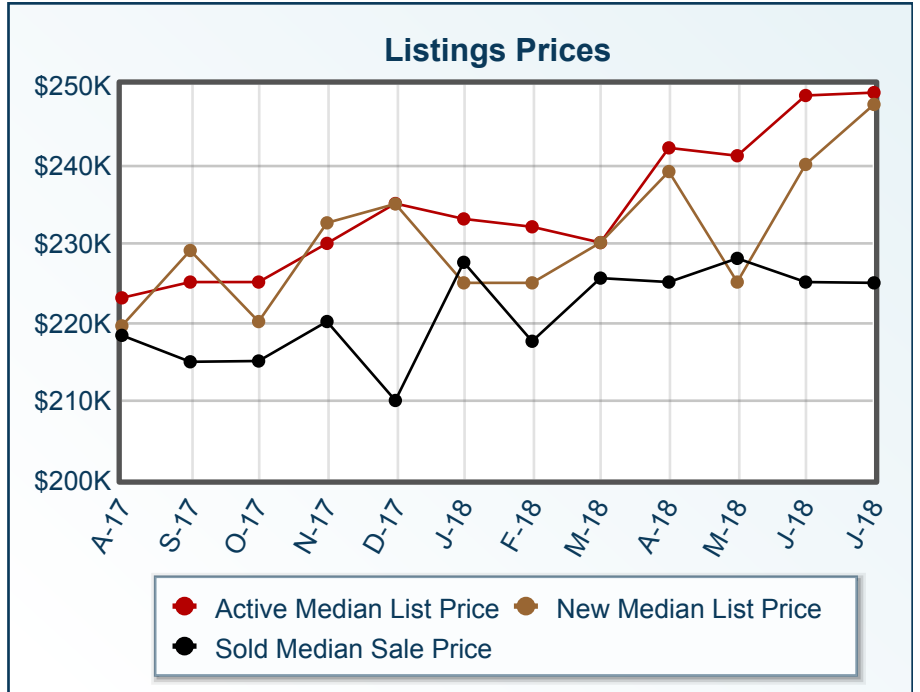
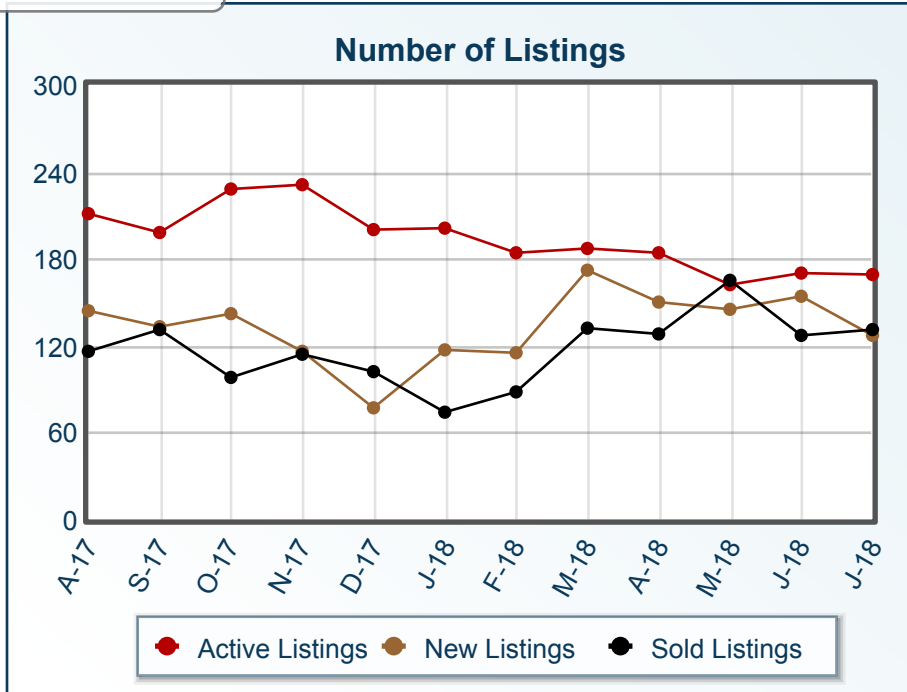


Market Summary

Avondale Residential, July 2018



Summary Statistics						
	Jul-18	Jul-17	% Chg	2018 YTD	2017 YTD	% Chg
Absorption Rate	1.46	1.66	-12.05	1.54	1.63	-5.52
Average List Price	\$258,888	\$230,055	12.53	\$240,133	\$222,270	8.04
Median List Price	\$249,000	\$219,000	13.70	\$232,000	\$218,000	6.42
Average Sale Price	\$234,774	\$220,184	6.63	\$231,524	\$215,536	7.42
Median Sale Price	\$224,900	\$209,975	7.11	\$225,000	\$210,000	7.14
Average CDOM	42	37	13.51	50	47	6.38
Median CDOM	33	29	13.79	39	36	8.33

Sold Listings						
	This Month			Year to Date		
	2018	2017	% Chg	2018	2017	% Chg
0-29,999	0	0	0.0	0	1	-100.0
30,000-39,999	0	0	0.0	0	2	-100.0
40,000-49,999	0	0	0.0	1	1	0.0
50,000-59,999	3	0	N/A	5	0	N/A
60,000-69,999	0	0	0.0	1	3	-66.7
70,000-79,999	0	0	0.0	2	2	0.0
80,000-89,999	1	0	N/A	2	2	0.0
90,000-99,999	0	0	0.0	0	4	-100.0
100,000-119,999	1	0	N/A	7	6	16.7
120,000-139,999	1	0	N/A	13	12	8.3
140,000-159,999	0	5	-100.0	7	19	-63.2
160,000-179,999	6	11	-45.5	25	90	-72.2
180,000-199,999	12	24	-50.0	97	180	-46.1
200,000-249,999	62	56	10.7	439	368	19.3
250,000-299,999	28	11	154.5	183	141	29.8
300,000-399,999	16	7	128.6	58	36	61.1
400,000-499,999	1	0	N/A	4	0	N/A
500,000-549,999	0	0	0.0	0	0	0.0
550,000-749,999	0	0	0.0	1	0	N/A
750,000-999,999	0	0	0.0	0	0	0.0
1,000,000-1,249,999	0	0	0.0	0	0	0.0
1,250,000-1,499,999	0	0	0.0	0	0	0.0
1,500,000-1,999,999	0	0	0.0	0	0	0.0
2,000,000-2,999,999	0	0	0.0	0	0	0.0
3,000,000+	0	0	0.0	0	0	0.0
Totals	131	114	14.9	845	867	-2.5

Pending Listings						
	This Month			Year to Date		
	2018	2017	% Chg	2018	2017	% Chg
0-29,999	0	0	0.0	0	1	-100.0
30,000-39,999	0	0	0.0	0	1	-100.0
40,000-49,999	0	0	0.0	1	0	N/A
50,000-59,999	2	0	N/A	3	2	50.0
60,000-69,999	0	1	-100.0	3	2	50.0
70,000-79,999	0	0	0.0	1	2	-50.0
80,000-89,999	0	0	0.0	2	3	-33.3
90,000-99,999	0	1	-100.0	3	5	-40.0
100,000-119,999	0	1	-100.0	3	7	-57.1
120,000-139,999	1	0	N/A	17	11	54.5
140,000-159,999	3	0	N/A	9	18	-50.0
160,000-179,999	0	7	-100.0	21	84	-75.0
180,000-199,999	4	18	-77.8	94	168	-44.0
200,000-249,999	53	46	15.2	448	374	19.8
250,000-299,999	30	23	30.4	193	153	26.1
300,000-399,999	9	5	80.0	60	42	42.9
400,000-499,999	1	0	N/A	7	0	N/A
500,000-549,999	0	0	0.0	0	0	0.0
550,000-749,999	0	0	0.0	1	0	N/A
750,000-999,999	0	0	0.0	0	0	0.0
1,000,000-1,249,999	0	0	0.0	0	0	0.0
1,250,000-1,499,999	0	0	0.0	0	0	0.0
1,500,000-1,999,999	0	0	0.0	0	0	0.0
2,000,000-2,999,999	0	0	0.0	0	0	0.0
3,000,000+	0	0	0.0	0	0	0.0
Totals	103	102	1.0	866	873	-0.8

Active Listings	This Month			Year to Date		
	2018	2017	% Chg	2018	2017	% Chg
	0-29,999	0	0	0.0	1	1
30,000-39,999	0	0	0.0	0	1	-100.0
40,000-49,999	0	0	0.0	1	0	N/A
50,000-59,999	1	0	N/A	3	2	50.0
60,000-69,999	0	0	0.0	3	3	0.0
70,000-79,999	0	3	-100.0	2	7	-71.4
80,000-89,999	1	0	N/A	3	4	-25.0
90,000-99,999	1	1	0.0	5	9	-44.4
100,000-119,999	1	1	0.0	6	9	-33.3
120,000-139,999	0	4	-100.0	20	18	11.1
140,000-159,999	3	1	200.0	12	22	-45.5
160,000-179,999	1	10	-90.0	26	99	-73.7
180,000-199,999	7	38	-81.6	113	229	-50.7
200,000-249,999	74	93	-20.4	574	507	13.2
250,000-299,999	48	39	23.1	273	221	23.5
300,000-399,999	29	12	141.7	117	67	74.6
400,000-499,999	3	3	0.0	12	4	200.0
500,000-549,999	0	0	0.0	0	0	0.0
550,000-749,999	0	0	0.0	1	0	N/A
750,000-999,999	0	0	0.0	0	0	0.0
1,000,000-1,249,999	0	0	0.0	0	0	0.0
1,250,000-1,499,999	0	0	0.0	0	0	0.0
1,500,000-1,999,999	0	0	0.0	0	0	0.0
2,000,000-2,999,999	0	0	0.0	0	0	0.0
3,000,000+	0	0	0.0	0	0	0.0
Totals	169	205	-17.6	1172	1203	-2.6

New Listings	This Month			Year to Date		
	2018	2017	% Chg	2018	2017	% Chg
	0-29,999	0	0	0.0	1	1
30,000-39,999	0	0	0.0	0	1	-100.0
40,000-49,999	0	0	0.0	1	0	N/A
50,000-59,999	1	0	N/A	3	2	50.0
60,000-69,999	0	0	0.0	3	1	200.0
70,000-79,999	0	0	0.0	2	7	-71.4
80,000-89,999	1	0	N/A	3	3	0.0
90,000-99,999	0	2	-100.0	2	7	-71.4
100,000-119,999	1	1	0.0	3	5	-40.0
120,000-139,999	1	2	-50.0	20	13	53.8
140,000-159,999	4	0	N/A	9	18	-50.0
160,000-179,999	2	4	-50.0	21	82	-74.4
180,000-199,999	7	32	-78.1	93	204	-54.4
200,000-249,999	54	61	-11.5	485	434	11.8
250,000-299,999	33	29	13.8	223	189	18.0
300,000-399,999	23	14	64.3	102	59	72.9
400,000-499,999	0	0	0.0	8	2	300.0
500,000-549,999	0	0	0.0	0	0	0.0
550,000-749,999	0	0	0.0	1	0	N/A
750,000-999,999	0	0	0.0	0	0	0.0
1,000,000-1,249,999	0	0	0.0	0	0	0.0
1,250,000-1,499,999	0	0	0.0	0	0	0.0
1,500,000-1,999,999	0	0	0.0	0	0	0.0
2,000,000-2,999,999	0	0	0.0	0	0	0.0
3,000,000+	0	0	0.0	0	0	0.0
Totals	127	145	-12.4	980	1028	-4.7