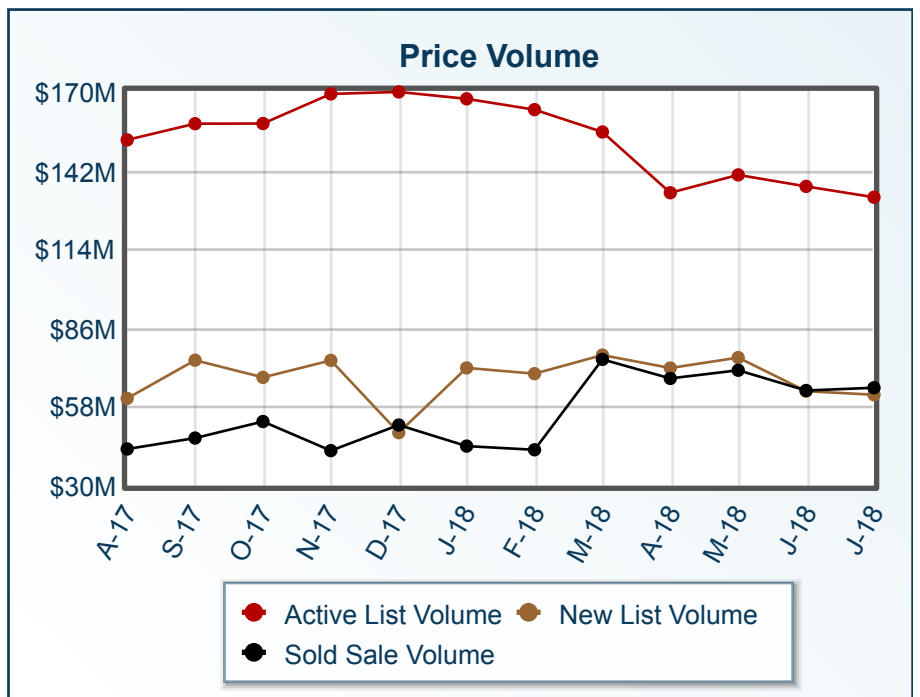
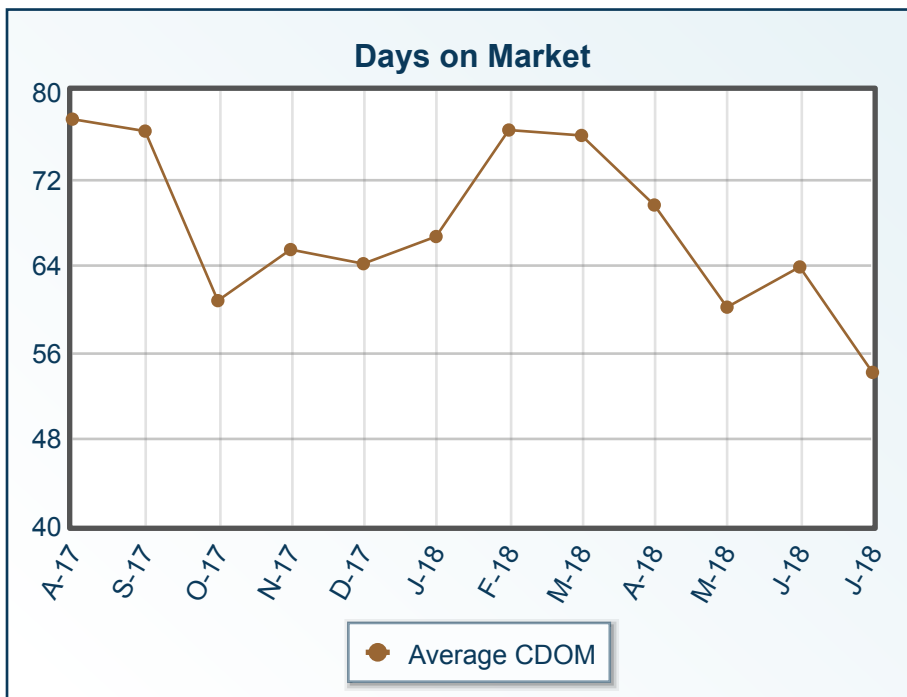
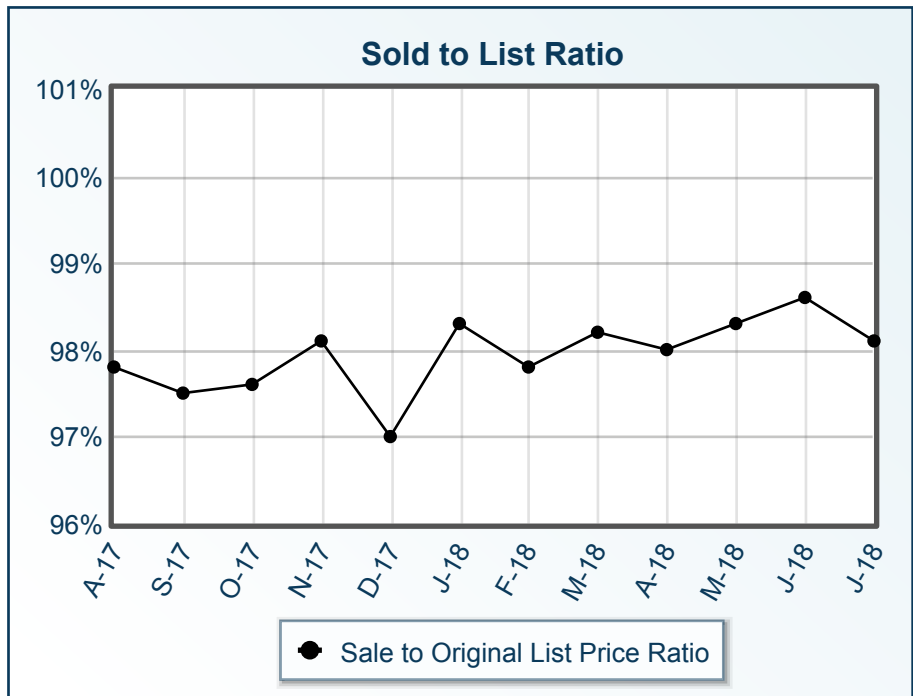
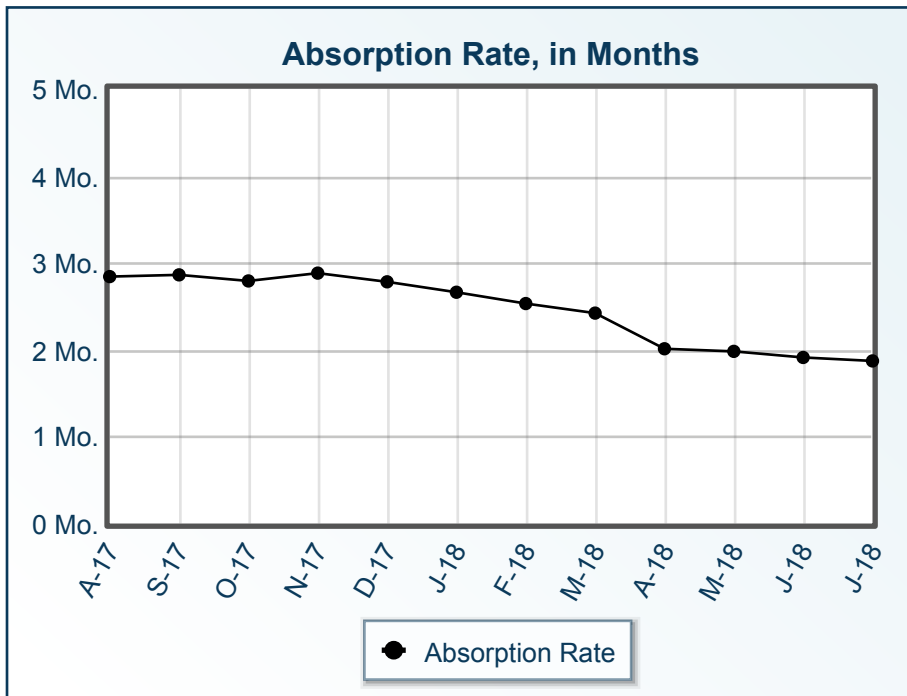
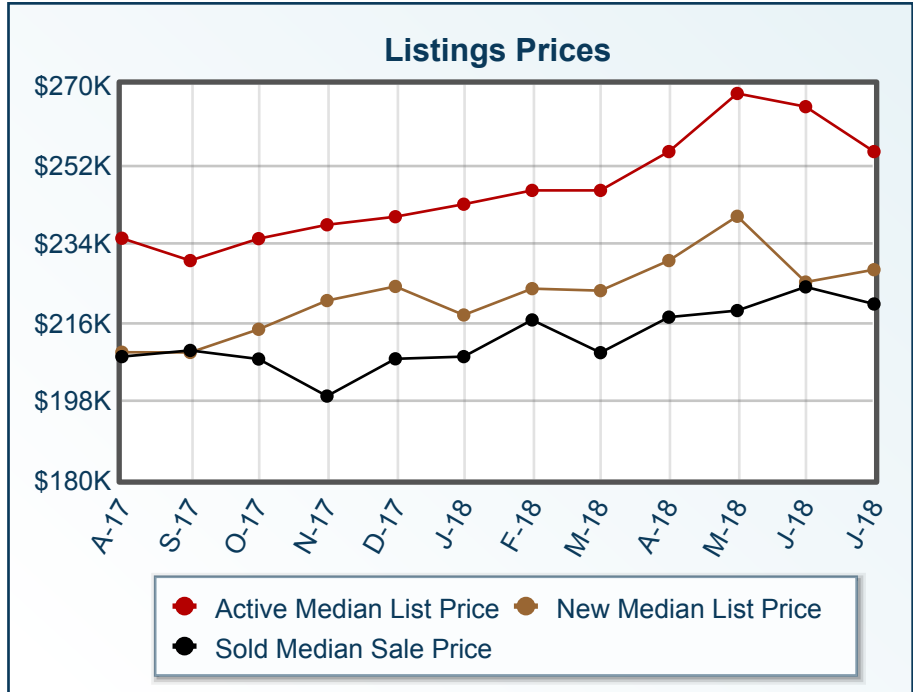
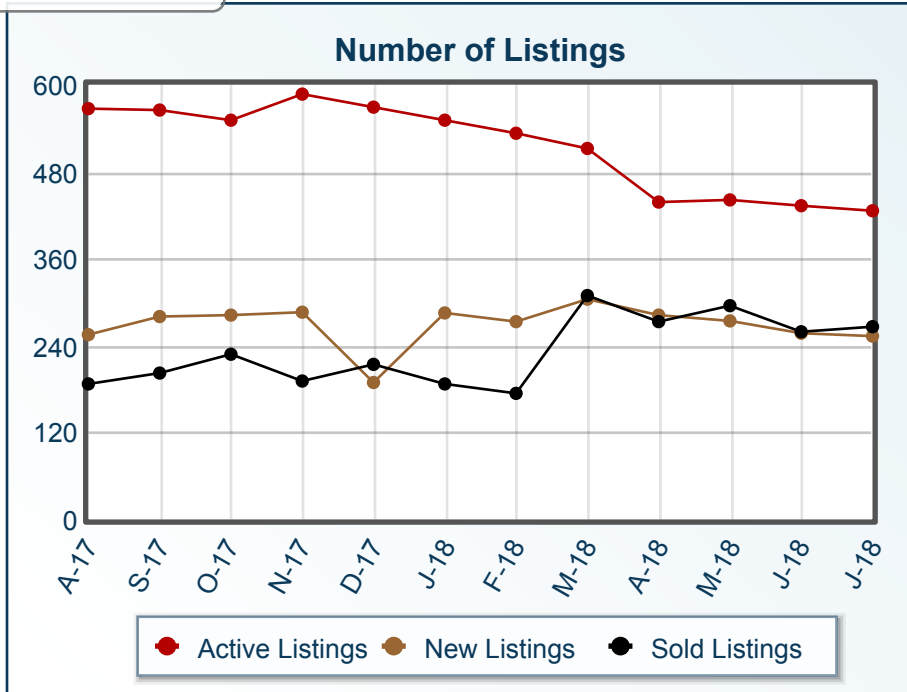


# Market Summary

Buckeye Residential, July 2018



<b>Summary Statistics</b>						
	<b>Jul-18</b>	<b>Jul-17</b>	<b>% Chg</b>	<b>2018 YTD</b>	<b>2017 YTD</b>	<b>% Chg</b>
Absorption Rate	1.87	2.85	-34.39	2.2	3.06	-28.10
Average List Price	\$310,527	\$280,427	10.73	\$264,943	\$245,368	7.98
Median List Price	\$254,748	\$238,000	7.04	\$229,000	\$213,140	7.44
Average Sale Price	\$243,267	\$222,822	9.18	\$243,257	\$220,962	10.09
Median Sale Price	\$220,000	\$205,825	6.89	\$217,000	\$199,000	9.05
Average CDOM	54	70	-22.86	61	70	-12.86
Median CDOM	41	49	-16.33	42	50	-16.00

<b>Sold Listings</b>						
	<b>This Month</b>			<b>Year to Date</b>		
	<b>2018</b>	<b>2017</b>	<b>% Chg</b>	<b>2018</b>	<b>2017</b>	<b>% Chg</b>
0-29,999	0	0	0.0	0	0	0.0
30,000-39,999	0	0	0.0	0	0	0.0
40,000-49,999	0	0	0.0	0	1	-100.0
50,000-59,999	1	0	N/A	3	0	N/A
60,000-69,999	0	0	0.0	1	2	-50.0
70,000-79,999	0	0	0.0	1	2	-50.0
80,000-89,999	0	0	0.0	1	1	0.0
90,000-99,999	0	1	-100.0	1	2	-50.0
100,000-119,999	0	1	-100.0	1	8	-87.5
120,000-139,999	1	1	0.0	11	24	-54.2
140,000-159,999	5	17	-70.6	23	106	-78.3
160,000-179,999	12	36	-66.7	169	312	-45.8
180,000-199,999	50	44	13.6	386	294	31.3
200,000-249,999	108	64	68.8	610	362	68.5
250,000-299,999	37	23	60.9	243	172	41.3
300,000-399,999	44	24	83.3	220	132	66.7
400,000-499,999	7	4	75.0	73	36	102.8
500,000-549,999	0	1	-100.0	7	4	75.0
550,000-749,999	1	0	N/A	11	5	120.0
750,000-999,999	0	0	0.0	1	1	0.0
1,000,000-1,249,999	0	0	0.0	1	0	N/A
1,250,000-1,499,999	0	0	0.0	0	0	0.0
1,500,000-1,999,999	0	0	0.0	0	0	0.0
2,000,000-2,999,999	0	0	0.0	0	0	0.0
3,000,000+	0	0	0.0	0	0	0.0
<b>Totals</b>	<b>266</b>	<b>216</b>	<b>23.1</b>	<b>1763</b>	<b>1464</b>	<b>20.4</b>

<b>Pending Listings</b>						
	<b>This Month</b>			<b>Year to Date</b>		
	<b>2018</b>	<b>2017</b>	<b>% Chg</b>	<b>2018</b>	<b>2017</b>	<b>% Chg</b>
0-29,999	0	0	0.0	0	0	0.0
30,000-39,999	0	1	-100.0	0	1	-100.0
40,000-49,999	0	0	0.0	1	1	0.0
50,000-59,999	0	0	0.0	1	1	0.0
60,000-69,999	0	1	-100.0	0	2	-100.0
70,000-79,999	0	0	0.0	1	1	0.0
80,000-89,999	1	0	N/A	2	1	100.0
90,000-99,999	0	0	0.0	2	2	0.0
100,000-119,999	0	1	-100.0	1	8	-87.5
120,000-139,999	2	1	100.0	9	22	-59.1
140,000-159,999	6	10	-40.0	27	99	-72.7
160,000-179,999	11	21	-47.6	139	293	-52.6
180,000-199,999	33	37	-10.8	368	324	13.6
200,000-249,999	91	47	93.6	655	380	72.4
250,000-299,999	31	29	6.9	261	191	36.6
300,000-399,999	34	18	88.9	231	146	58.2
400,000-499,999	7	4	75.0	67	45	48.9
500,000-549,999	0	0	0.0	7	5	40.0
550,000-749,999	2	1	100.0	14	6	133.3
750,000-999,999	0	0	0.0	2	1	100.0
1,000,000-1,249,999	0	0	0.0	1	0	N/A
1,250,000-1,499,999	0	0	0.0	0	0	0.0
1,500,000-1,999,999	0	0	0.0	0	0	0.0
2,000,000-2,999,999	0	0	0.0	0	0	0.0
3,000,000+	0	0	0.0	0	0	0.0
<b>Totals</b>	<b>218</b>	<b>171</b>	<b>27.5</b>	<b>1789</b>	<b>1529</b>	<b>17.0</b>

Active Listings	This Month			Year to Date		
	2018	2017	% Chg	2018	2017	% Chg
	0-29,999	0	0	0.0	1	1
30,000-39,999	0	1	-100.0	0	1	-100.0
40,000-49,999	2	0	N/A	3	1	200.0
50,000-59,999	1	0	N/A	2	3	-33.3
60,000-69,999	0	1	-100.0	1	4	-75.0
70,000-79,999	0	1	-100.0	2	2	0.0
80,000-89,999	1	1	0.0	3	5	-40.0
90,000-99,999	1	3	-66.7	5	5	0.0
100,000-119,999	0	1	-100.0	2	8	-75.0
120,000-139,999	3	4	-25.0	15	28	-46.4
140,000-159,999	5	13	-61.5	32	121	-73.6
160,000-179,999	6	35	-82.9	152	370	-58.9
180,000-199,999	48	87	-44.8	436	505	-13.7
200,000-249,999	135	156	-13.5	870	628	38.5
250,000-299,999	76	90	-15.6	380	346	9.8
300,000-399,999	93	101	-7.9	366	312	17.3
400,000-499,999	26	47	-44.7	118	121	-2.5
500,000-549,999	6	9	-33.3	14	17	-17.6
550,000-749,999	13	4	225.0	31	17	82.4
750,000-999,999	2	1	100.0	6	4	50.0
1,000,000-1,249,999	2	3	-33.3	5	4	25.0
1,250,000-1,499,999	2	0	N/A	2	1	100.0
1,500,000-1,999,999	2	0	N/A	2	0	N/A
2,000,000-2,999,999	2	0	N/A	3	0	N/A
3,000,000+	0	1	-100.0	1	1	0.0
Totals	426	559	-23.8	2452	2505	-2.1

New Listings	This Month			Year to Date		
	2018	2017	% Chg	2018	2017	% Chg
	0-29,999	1	0	N/A	1	1
30,000-39,999	0	0	0.0	0	1	-100.0
40,000-49,999	0	0	0.0	3	1	200.0
50,000-59,999	0	0	0.0	2	1	100.0
60,000-69,999	0	0	0.0	0	1	-100.0
70,000-79,999	0	0	0.0	1	2	-50.0
80,000-89,999	0	1	-100.0	3	3	0.0
90,000-99,999	1	2	-50.0	3	5	-40.0
100,000-119,999	0	0	0.0	2	8	-75.0
120,000-139,999	2	1	100.0	13	23	-43.5
140,000-159,999	3	11	-72.7	28	103	-72.8
160,000-179,999	15	25	-40.0	120	277	-56.7
180,000-199,999	39	54	-27.8	360	394	-8.6
200,000-249,999	107	64	67.2	705	530	33.0
250,000-299,999	45	43	4.7	306	276	10.9
300,000-399,999	27	29	-6.9	262	215	21.9
400,000-499,999	12	10	20.0	83	87	-4.6
500,000-549,999	1	2	-50.0	9	13	-30.8
550,000-749,999	0	1	-100.0	19	9	111.1
750,000-999,999	0	0	0.0	4	1	300.0
1,000,000-1,249,999	0	0	0.0	1	3	-66.7
1,250,000-1,499,999	0	0	0.0	2	0	N/A
1,500,000-1,999,999	0	0	0.0	0	0	0.0
2,000,000-2,999,999	0	0	0.0	1	0	N/A
3,000,000+	0	0	0.0	0	0	0.0
Totals	253	243	4.1	1928	1954	-1.3