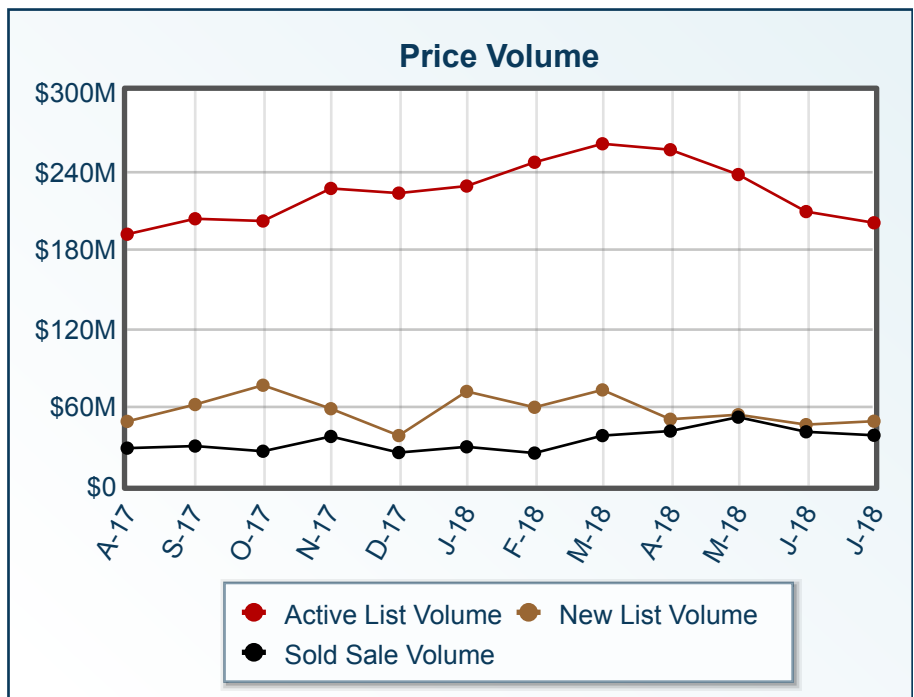
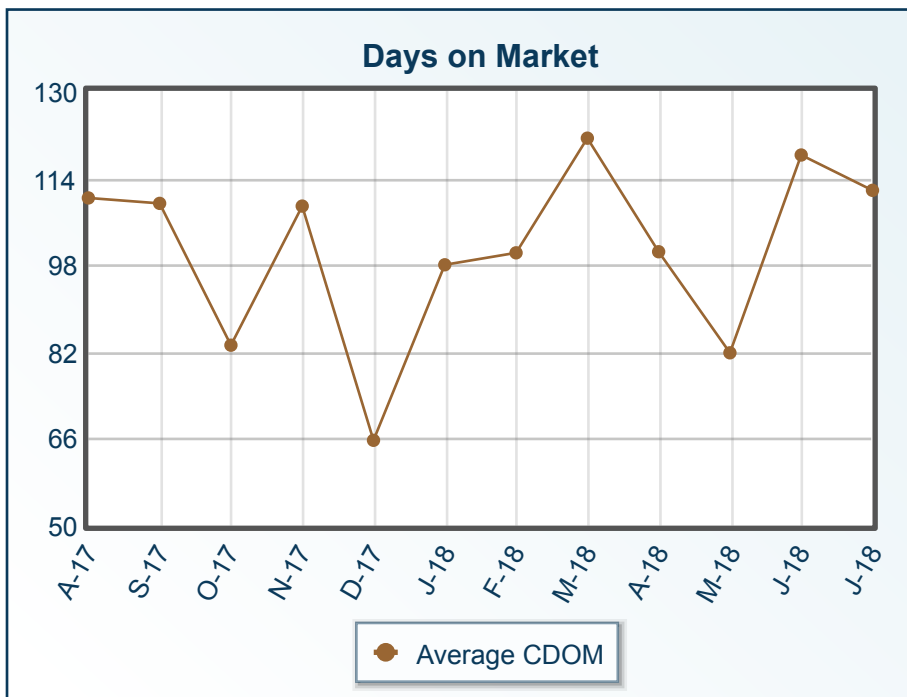
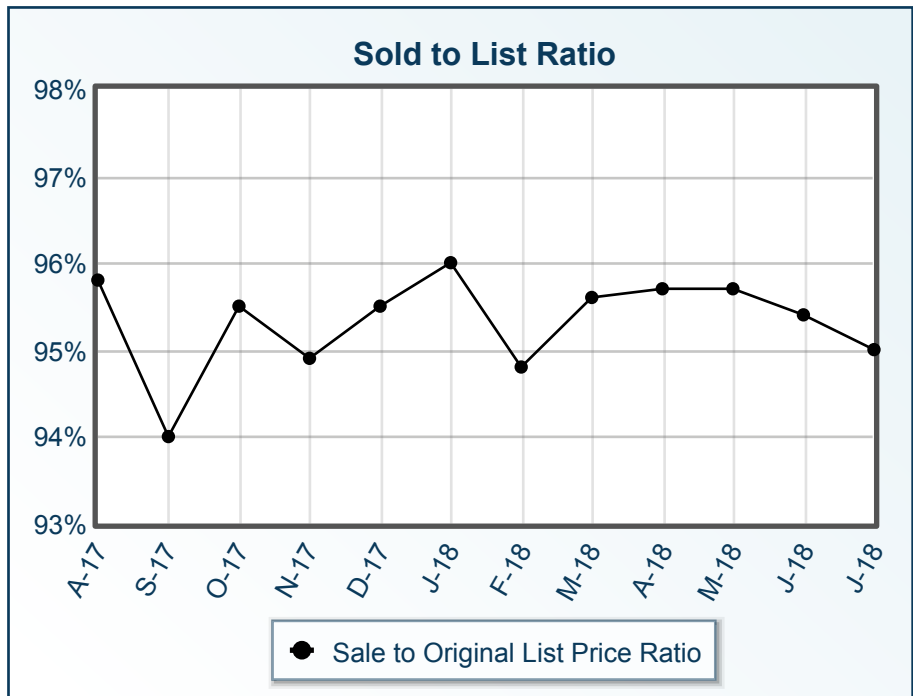
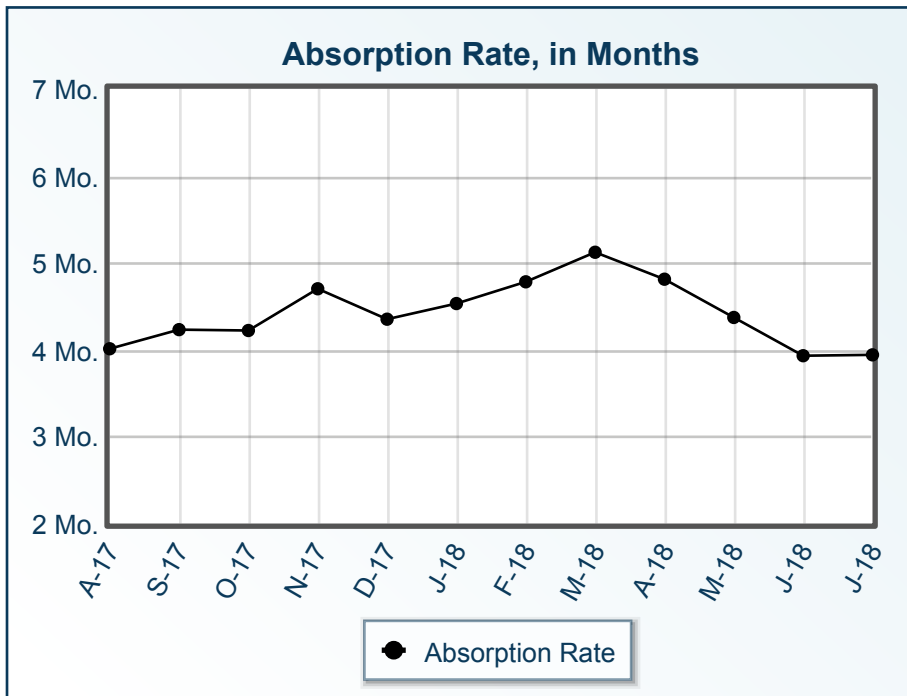
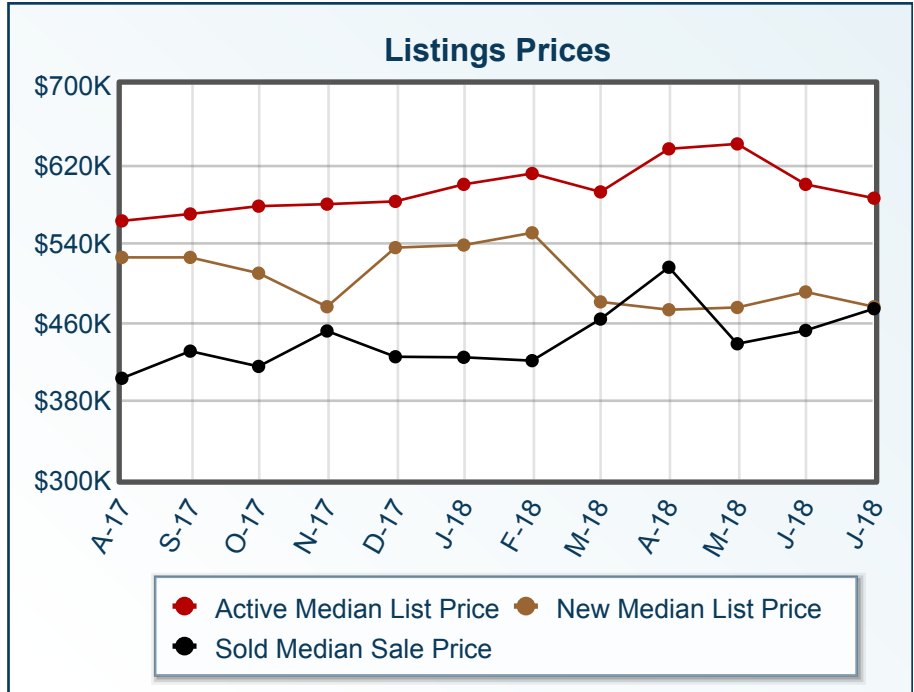
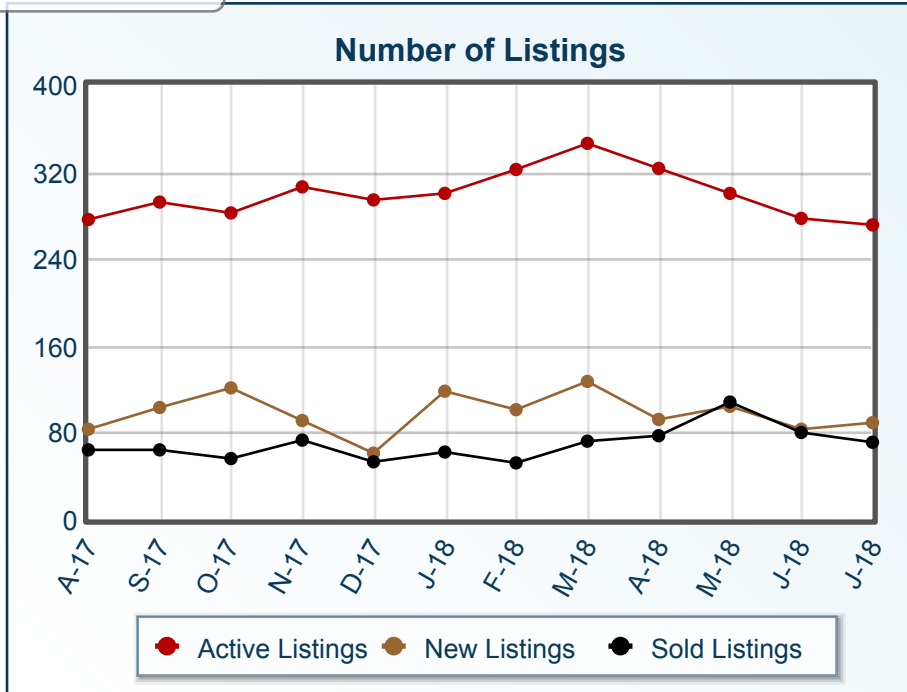


Market Summary

Cave Creek Residential, July 2018



| Summary Statistics | | | | | | |
|---------------------------|---------------|---------------|--------------|-----------------|-----------------|--------------|
| | Jul-18 | Jul-17 | % Chg | 2018 YTD | 2017 YTD | % Chg |
| Absorption Rate | 3.94 | 4.13 | -4.60 | 4.5 | 4.69 | -4.05 |
| Average List Price | \$737,096 | \$671,194 | 9.82 | \$622,356 | \$596,375 | 4.36 |
| Median List Price | \$585,000 | \$539,950 | 8.34 | \$524,000 | \$489,850 | 6.97 |
| Average Sale Price | \$538,915 | \$486,982 | 10.66 | \$507,440 | \$476,695 | 6.45 |
| Median Sale Price | \$473,000 | \$415,000 | 13.98 | \$451,000 | \$424,100 | 6.34 |
| Average CDOM | 111 | 82 | 35.37 | 94 | 98 | -4.08 |
| Median CDOM | 63 | 48 | 31.25 | 65 | 70 | -7.14 |

| | Sold Listings | | | Year to Date | | |
|---------------------|----------------------|-------------|--------------|---------------------|-------------|--------------|
| | This Month | | | Year to Date | | |
| | 2018 | 2017 | % Chg | 2018 | 2017 | % Chg |
| 0-29,999 | 0 | 0 | 0.0 | 0 | 0 | 0.0 |
| 30,000-39,999 | 0 | 0 | 0.0 | 0 | 0 | 0.0 |
| 40,000-49,999 | 0 | 0 | 0.0 | 0 | 0 | 0.0 |
| 50,000-59,999 | 0 | 0 | 0.0 | 0 | 0 | 0.0 |
| 60,000-69,999 | 0 | 0 | 0.0 | 0 | 0 | 0.0 |
| 70,000-79,999 | 0 | 0 | 0.0 | 0 | 0 | 0.0 |
| 80,000-89,999 | 0 | 0 | 0.0 | 0 | 0 | 0.0 |
| 90,000-99,999 | 0 | 0 | 0.0 | 0 | 0 | 0.0 |
| 100,000-119,999 | 0 | 0 | 0.0 | 0 | 0 | 0.0 |
| 120,000-139,999 | 0 | 0 | 0.0 | 0 | 2 | -100.0 |
| 140,000-159,999 | 0 | 0 | 0.0 | 2 | 0 | N/A |
| 160,000-179,999 | 0 | 0 | 0.0 | 0 | 2 | -100.0 |
| 180,000-199,999 | 1 | 0 | N/A | 4 | 3 | 33.3 |
| 200,000-249,999 | 1 | 3 | -66.7 | 11 | 9 | 22.2 |
| 250,000-299,999 | 3 | 5 | -40.0 | 42 | 41 | 2.4 |
| 300,000-399,999 | 17 | 19 | -10.5 | 133 | 151 | -11.9 |
| 400,000-499,999 | 18 | 18 | 0.0 | 119 | 111 | 7.2 |
| 500,000-549,999 | 5 | 5 | 0.0 | 51 | 39 | 30.8 |
| 550,000-749,999 | 17 | 7 | 142.9 | 96 | 83 | 15.7 |
| 750,000-999,999 | 5 | 6 | -16.7 | 41 | 33 | 24.2 |
| 1,000,000-1,249,999 | 1 | 0 | N/A | 12 | 4 | 200.0 |
| 1,250,000-1,499,999 | 1 | 0 | N/A | 8 | 2 | 300.0 |
| 1,500,000-1,999,999 | 2 | 2 | 0.0 | 3 | 4 | -25.0 |
| 2,000,000-2,999,999 | 0 | 0 | 0.0 | 0 | 1 | -100.0 |
| 3,000,000+ | 0 | 0 | 0.0 | 0 | 0 | 0.0 |
| Totals | 71 | 65 | 9.2 | 522 | 485 | 7.6 |

| | Pending Listings | | | | | |
|---------------------|-------------------------|-------------|--------------|---------------------|-------------|--------------|
| | This Month | | | Year to Date | | |
| | 2018 | 2017 | % Chg | 2018 | 2017 | % Chg |
| 0-29,999 | 0 | 0 | 0.0 | 0 | 0 | 0.0 |
| 30,000-39,999 | 0 | 0 | 0.0 | 0 | 0 | 0.0 |
| 40,000-49,999 | 0 | 0 | 0.0 | 0 | 0 | 0.0 |
| 50,000-59,999 | 0 | 0 | 0.0 | 0 | 0 | 0.0 |
| 60,000-69,999 | 0 | 0 | 0.0 | 0 | 0 | 0.0 |
| 70,000-79,999 | 0 | 0 | 0.0 | 0 | 0 | 0.0 |
| 80,000-89,999 | 0 | 0 | 0.0 | 0 | 0 | 0.0 |
| 90,000-99,999 | 0 | 0 | 0.0 | 0 | 0 | 0.0 |
| 100,000-119,999 | 0 | 0 | 0.0 | 0 | 0 | 0.0 |
| 120,000-139,999 | 0 | 0 | 0.0 | 0 | 1 | -100.0 |
| 140,000-159,999 | 0 | 0 | 0.0 | 2 | 0 | N/A |
| 160,000-179,999 | 0 | 1 | -100.0 | 0 | 3 | -100.0 |
| 180,000-199,999 | 0 | 0 | 0.0 | 2 | 3 | -33.3 |
| 200,000-249,999 | 0 | 2 | -100.0 | 11 | 8 | 37.5 |
| 250,000-299,999 | 1 | 5 | -80.0 | 33 | 40 | -17.5 |
| 300,000-399,999 | 21 | 17 | 23.5 | 148 | 153 | -3.3 |
| 400,000-499,999 | 11 | 16 | -31.2 | 112 | 117 | -4.3 |
| 500,000-549,999 | 6 | 5 | 20.0 | 49 | 40 | 22.5 |
| 550,000-749,999 | 15 | 7 | 114.3 | 107 | 88 | 21.6 |
| 750,000-999,999 | 5 | 1 | 400.0 | 42 | 35 | 20.0 |
| 1,000,000-1,249,999 | 2 | 1 | 100.0 | 10 | 5 | 100.0 |
| 1,250,000-1,499,999 | 1 | 3 | -66.7 | 7 | 5 | 40.0 |
| 1,500,000-1,999,999 | 1 | 0 | N/A | 9 | 4 | 125.0 |
| 2,000,000-2,999,999 | 0 | 0 | 0.0 | 0 | 1 | -100.0 |
| 3,000,000+ | 0 | 0 | 0.0 | 0 | 0 | 0.0 |
| Totals | 63 | 58 | 8.6 | 532 | 503 | 5.8 |

| Active Listings | This Month | | | Year to Date | | |
|---------------------|------------|------------|-------------|--------------|-------------|-------------|
| | 2018 | 2017 | % Chg | 2018 | 2017 | % Chg |
| | 0-29,999 | 0 | 1 | -100.0 | 1 | 1 |
| 30,000-39,999 | 0 | 0 | 0.0 | 0 | 0 | 0.0 |
| 40,000-49,999 | 0 | 1 | -100.0 | 0 | 1 | -100.0 |
| 50,000-59,999 | 0 | 0 | 0.0 | 0 | 0 | 0.0 |
| 60,000-69,999 | 0 | 0 | 0.0 | 0 | 0 | 0.0 |
| 70,000-79,999 | 0 | 0 | 0.0 | 0 | 0 | 0.0 |
| 80,000-89,999 | 0 | 0 | 0.0 | 0 | 0 | 0.0 |
| 90,000-99,999 | 0 | 0 | 0.0 | 0 | 0 | 0.0 |
| 100,000-119,999 | 0 | 0 | 0.0 | 0 | 0 | 0.0 |
| 120,000-139,999 | 0 | 0 | 0.0 | 0 | 1 | -100.0 |
| 140,000-159,999 | 0 | 0 | 0.0 | 3 | 0 | N/A |
| 160,000-179,999 | 0 | 1 | -100.0 | 0 | 3 | -100.0 |
| 180,000-199,999 | 1 | 0 | N/A | 3 | 4 | -25.0 |
| 200,000-249,999 | 4 | 4 | 0.0 | 18 | 13 | 38.5 |
| 250,000-299,999 | 3 | 6 | -50.0 | 38 | 58 | -34.5 |
| 300,000-399,999 | 47 | 52 | -9.6 | 225 | 243 | -7.4 |
| 400,000-499,999 | 45 | 63 | -28.6 | 190 | 219 | -13.2 |
| 500,000-549,999 | 21 | 19 | 10.5 | 83 | 67 | 23.9 |
| 550,000-749,999 | 63 | 61 | 3.3 | 216 | 199 | 8.5 |
| 750,000-999,999 | 43 | 34 | 26.5 | 122 | 117 | 4.3 |
| 1,000,000-1,249,999 | 16 | 11 | 45.5 | 37 | 26 | 42.3 |
| 1,250,000-1,499,999 | 15 | 21 | -28.6 | 35 | 30 | 16.7 |
| 1,500,000-1,999,999 | 5 | 6 | -16.7 | 21 | 20 | 5.0 |
| 2,000,000-2,999,999 | 6 | 3 | 100.0 | 6 | 6 | 0.0 |
| 3,000,000+ | 2 | 1 | 100.0 | 3 | 4 | -25.0 |
| Totals | 271 | 284 | -4.6 | 1001 | 1012 | -1.1 |

| New Listings | This Month | | | Year to Date | | |
|---------------------|------------|-----------|-------------|--------------|------------|------------|
| | 2018 | 2017 | % Chg | 2018 | 2017 | % Chg |
| | 0-29,999 | 0 | 0 | 0.0 | 0 | 0 |
| 30,000-39,999 | 0 | 0 | 0.0 | 0 | 0 | 0.0 |
| 40,000-49,999 | 0 | 0 | 0.0 | 0 | 0 | 0.0 |
| 50,000-59,999 | 0 | 0 | 0.0 | 0 | 0 | 0.0 |
| 60,000-69,999 | 0 | 0 | 0.0 | 0 | 0 | 0.0 |
| 70,000-79,999 | 0 | 0 | 0.0 | 0 | 0 | 0.0 |
| 80,000-89,999 | 0 | 0 | 0.0 | 0 | 0 | 0.0 |
| 90,000-99,999 | 0 | 0 | 0.0 | 0 | 0 | 0.0 |
| 100,000-119,999 | 0 | 0 | 0.0 | 0 | 0 | 0.0 |
| 120,000-139,999 | 0 | 0 | 0.0 | 0 | 1 | -100.0 |
| 140,000-159,999 | 1 | 0 | N/A | 2 | 0 | N/A |
| 160,000-179,999 | 0 | 1 | -100.0 | 0 | 3 | -100.0 |
| 180,000-199,999 | 0 | 1 | -100.0 | 1 | 3 | -66.7 |
| 200,000-249,999 | 1 | 1 | 0.0 | 16 | 12 | 33.3 |
| 250,000-299,999 | 2 | 5 | -60.0 | 26 | 48 | -45.8 |
| 300,000-399,999 | 23 | 22 | 4.5 | 175 | 179 | -2.2 |
| 400,000-499,999 | 24 | 21 | 14.3 | 149 | 174 | -14.4 |
| 500,000-549,999 | 6 | 2 | 200.0 | 63 | 46 | 37.0 |
| 550,000-749,999 | 18 | 12 | 50.0 | 159 | 129 | 23.3 |
| 750,000-999,999 | 8 | 6 | 33.3 | 81 | 59 | 37.3 |
| 1,000,000-1,249,999 | 2 | 3 | -33.3 | 16 | 13 | 23.1 |
| 1,250,000-1,499,999 | 2 | 1 | 100.0 | 14 | 17 | -17.6 |
| 1,500,000-1,999,999 | 2 | 0 | N/A | 10 | 9 | 11.1 |
| 2,000,000-2,999,999 | 0 | 0 | 0.0 | 2 | 1 | 100.0 |
| 3,000,000+ | 0 | 1 | -100.0 | 0 | 1 | -100.0 |
| Totals | 89 | 76 | 17.1 | 714 | 695 | 2.7 |