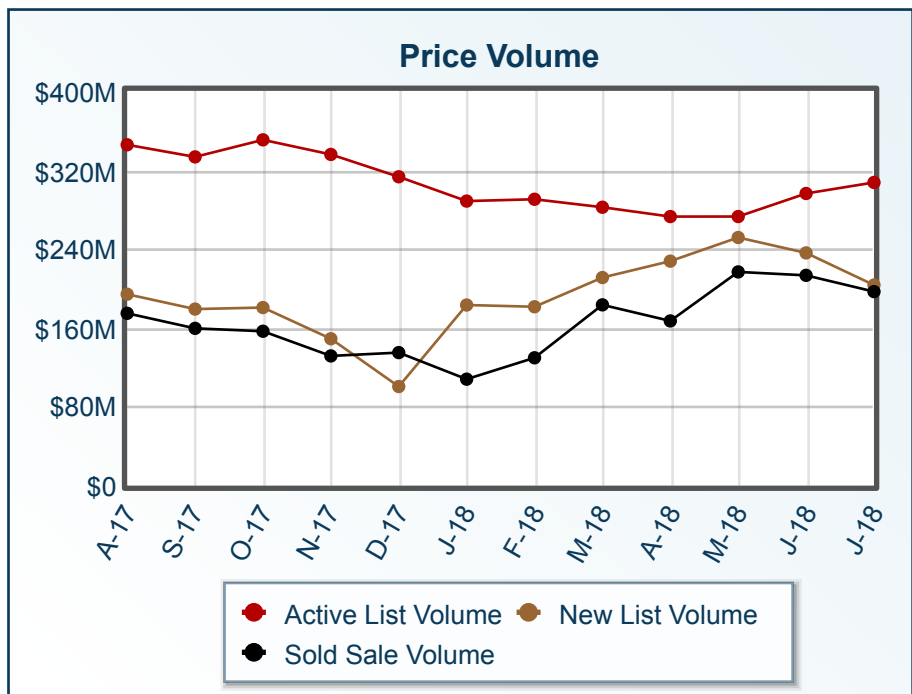
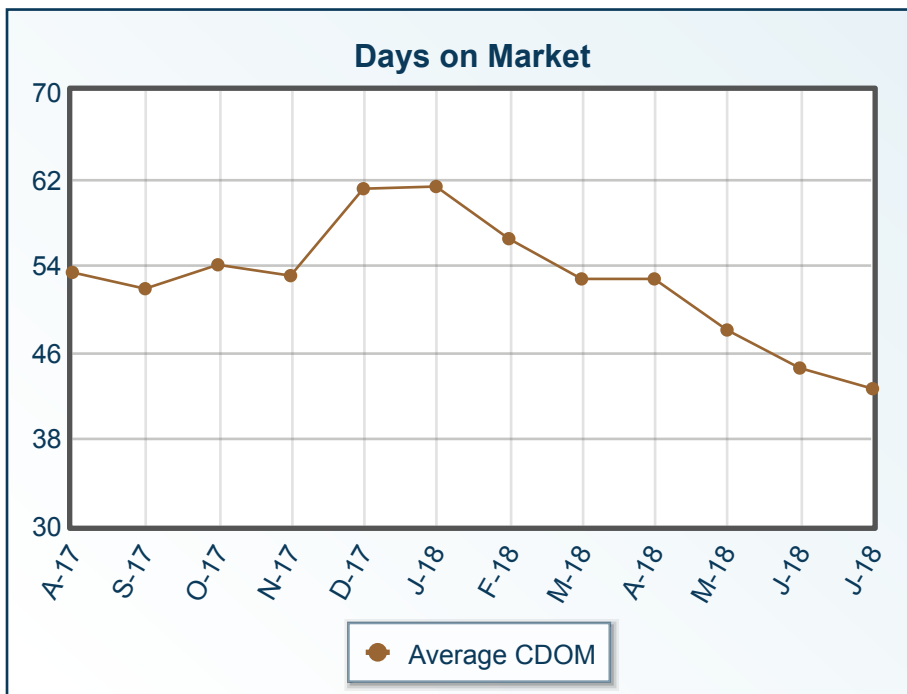
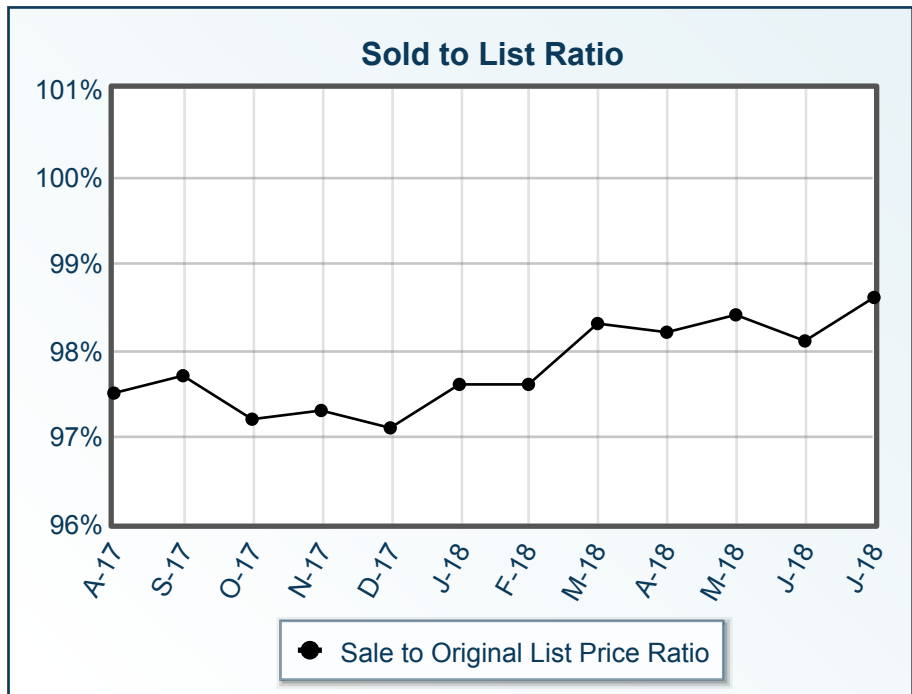
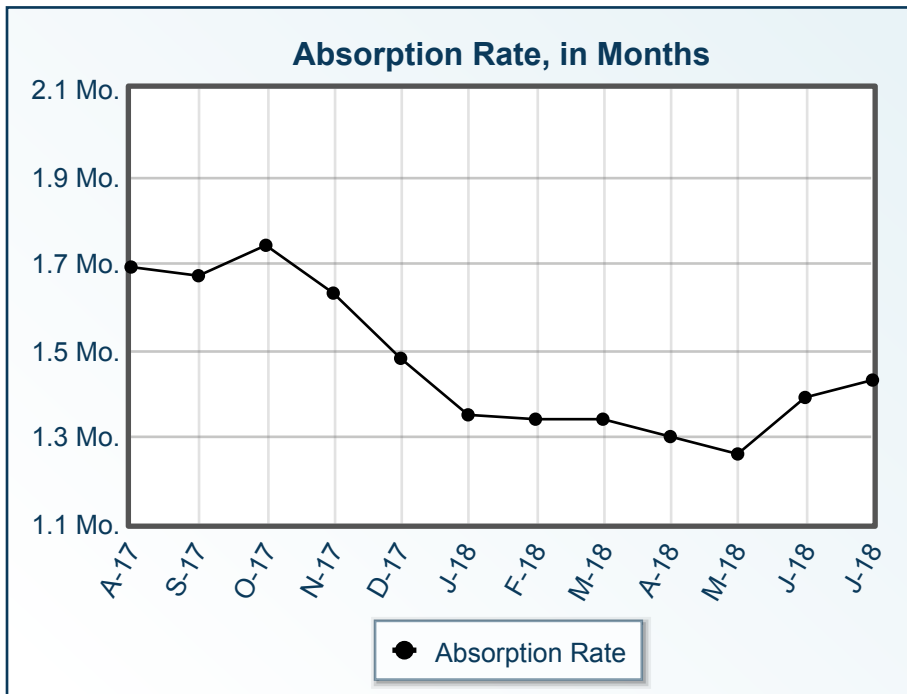
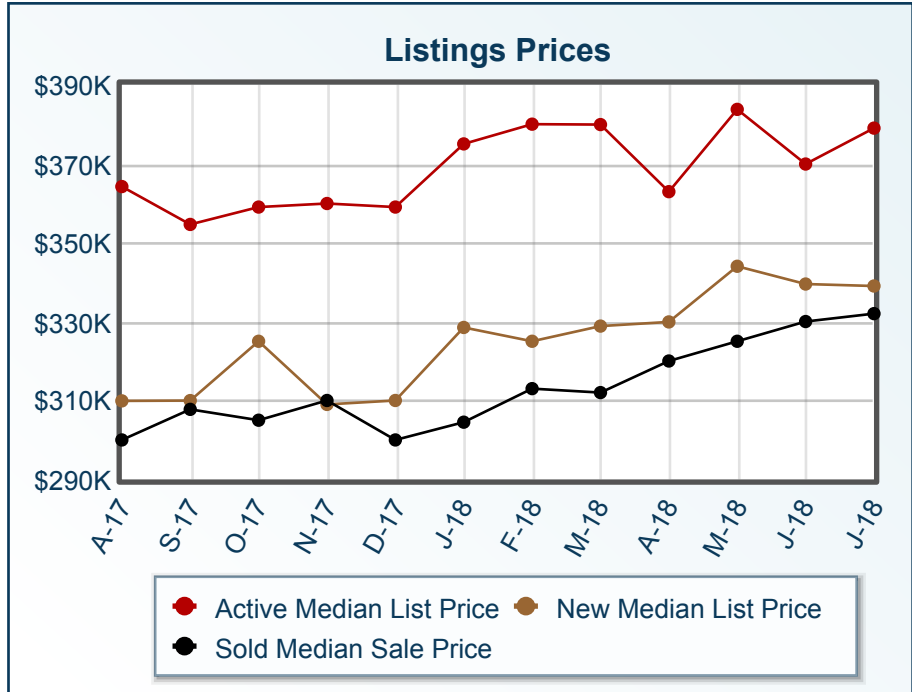
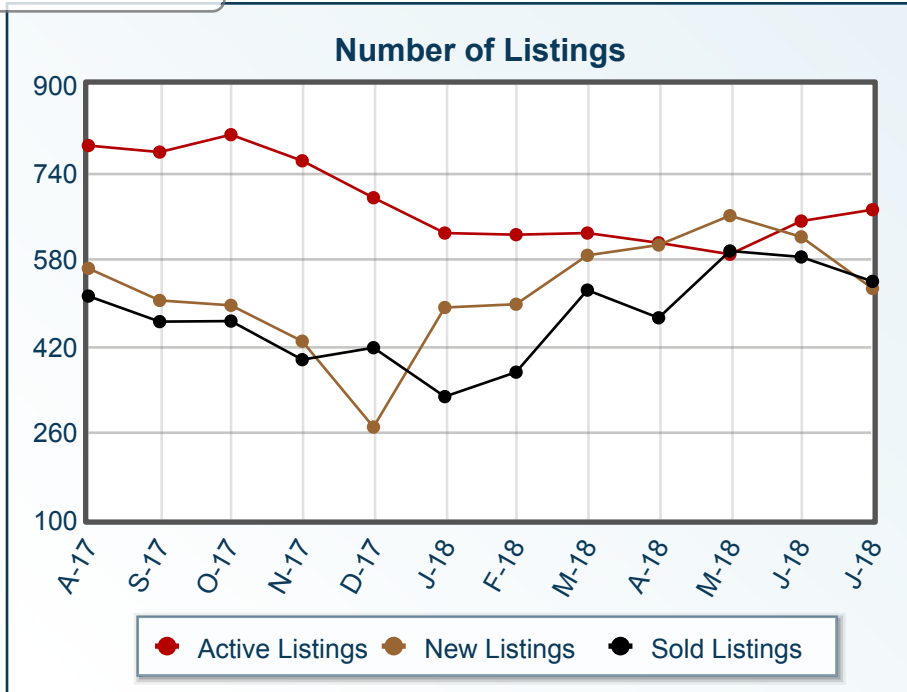


Market Summary

Gilbert Residential, July 2018



Summary Statistics						
	Jul-18	Jul-17	% Chg	2018 YTD	2017 YTD	% Chg
Absorption Rate	1.43	1.81	-20.99	1.34	1.79	-25.14
Average List Price	\$458,528	\$437,353	4.84	\$386,667	\$363,351	6.42
Median List Price	\$379,000	\$359,900	5.31	\$335,000	\$319,900	4.72
Average Sale Price	\$365,425	\$354,587	3.06	\$356,439	\$326,657	9.12
Median Sale Price	\$332,000	\$306,000	8.50	\$320,000	\$293,000	9.22
Average CDOM	42	56	-25.00	47	56	-16.07
Median CDOM	32	38	-15.79	34	39	-12.82

Sold Listings						
	This Month			Year to Date		
	2018	2017	% Chg	2018	2017	% Chg
0-29,999	0	0	0.0	0	0	0.0
30,000-39,999	0	0	0.0	0	0	0.0
40,000-49,999	0	0	0.0	0	0	0.0
50,000-59,999	0	0	0.0	0	0	0.0
60,000-69,999	0	0	0.0	0	0	0.0
70,000-79,999	0	0	0.0	0	1	-100.0
80,000-89,999	0	0	0.0	0	2	-100.0
90,000-99,999	0	0	0.0	2	1	100.0
100,000-119,999	2	0	N/A	4	2	100.0
120,000-139,999	0	2	-100.0	2	13	-84.6
140,000-159,999	0	1	-100.0	3	13	-76.9
160,000-179,999	0	4	-100.0	8	37	-78.4
180,000-199,999	3	11	-72.7	29	91	-68.1
200,000-249,999	53	90	-41.1	394	742	-46.9
250,000-299,999	135	124	8.9	942	857	9.9
300,000-399,999	207	153	35.3	1193	993	20.1
400,000-499,999	85	52	63.5	499	341	46.3
500,000-549,999	15	16	-6.2	99	81	22.2
550,000-749,999	25	23	8.7	159	110	44.5
750,000-999,999	8	8	0.0	51	41	24.4
1,000,000-1,249,999	2	3	-33.3	9	8	12.5
1,250,000-1,499,999	2	2	0.0	5	5	0.0
1,500,000-1,999,999	1	0	N/A	5	0	N/A
2,000,000-2,999,999	0	0	0.0	0	0	0.0
3,000,000+	0	1	-100.0	1	1	0.0
Totals	538	490	9.8	3405	3339	2.0

Pending Listings						
	This Month			Year to Date		
	2018	2017	% Chg	2018	2017	% Chg
0-29,999	0	0	0.0	0	0	0.0
30,000-39,999	0	0	0.0	0	0	0.0
40,000-49,999	0	0	0.0	0	0	0.0
50,000-59,999	0	0	0.0	0	0	0.0
60,000-69,999	0	0	0.0	0	0	0.0
70,000-79,999	0	0	0.0	0	0	0.0
80,000-89,999	0	0	0.0	0	0	0.0
90,000-99,999	1	1	0.0	3	4	-25.0
100,000-119,999	2	1	100.0	4	4	0.0
120,000-139,999	0	2	-100.0	2	14	-85.7
140,000-159,999	2	2	0.0	6	12	-50.0
160,000-179,999	2	6	-66.7	7	34	-79.4
180,000-199,999	6	15	-60.0	32	83	-61.4
200,000-249,999	40	90	-55.6	376	775	-51.5
250,000-299,999	103	130	-20.8	940	886	6.1
300,000-399,999	157	157	0.0	1243	1070	16.2
400,000-499,999	60	47	27.7	533	386	38.1
500,000-549,999	4	18	-77.8	90	88	2.3
550,000-749,999	28	28	0.0	188	136	38.2
750,000-999,999	4	8	-50.0	57	50	14.0
1,000,000-1,249,999	1	1	0.0	9	8	12.5
1,250,000-1,499,999	1	0	N/A	8	10	-20.0
1,500,000-1,999,999	0	0	0.0	4	1	300.0
2,000,000-2,999,999	0	0	0.0	0	0	0.0
3,000,000+	0	0	0.0	1	1	0.0
Totals	411	506	-18.8	3503	3562	-1.7

Active Listings	This Month			Year to Date		
	2018	2017	% Chg	2018	2017	% Chg
	0-29,999	0	0	0.0	1	1
30,000-39,999	0	0	0.0	0	0	0.0
40,000-49,999	0	0	0.0	0	0	0.0
50,000-59,999	0	0	0.0	0	0	0.0
60,000-69,999	0	0	0.0	0	0	0.0
70,000-79,999	0	0	0.0	0	0	0.0
80,000-89,999	0	0	0.0	0	0	0.0
90,000-99,999	1	0	N/A	3	4	-25.0
100,000-119,999	0	0	0.0	5	5	0.0
120,000-139,999	0	0	0.0	2	15	-86.7
140,000-159,999	3	1	200.0	8	12	-33.3
160,000-179,999	0	5	-100.0	7	44	-84.1
180,000-199,999	5	7	-28.6	36	97	-62.9
200,000-249,999	27	79	-65.8	432	875	-50.6
250,000-299,999	131	153	-14.4	1127	1108	1.7
300,000-399,999	204	263	-22.4	1577	1513	4.2
400,000-499,999	122	135	-9.6	731	624	17.1
500,000-549,999	30	50	-40.0	146	157	-7.0
550,000-749,999	80	86	-7.0	329	268	22.8
750,000-999,999	37	48	-22.9	114	119	-4.2
1,000,000-1,249,999	21	14	50.0	42	29	44.8
1,250,000-1,499,999	2	6	-66.7	13	23	-43.5
1,500,000-1,999,999	6	4	50.0	11	5	120.0
2,000,000-2,999,999	1	2	-50.0	3	3	0.0
3,000,000+	0	0	0.0	1	1	0.0
Totals	670	853	-21.5	4588	4903	-6.4

New Listings	This Month			Year to Date		
	2018	2017	% Chg	2018	2017	% Chg
	0-29,999	0	1	-100.0	1	1
30,000-39,999	0	0	0.0	0	0	0.0
40,000-49,999	0	0	0.0	0	0	0.0
50,000-59,999	0	0	0.0	0	0	0.0
60,000-69,999	0	0	0.0	0	0	0.0
70,000-79,999	0	0	0.0	0	0	0.0
80,000-89,999	0	0	0.0	0	0	0.0
90,000-99,999	0	1	-100.0	3	4	-25.0
100,000-119,999	2	0	N/A	5	5	0.0
120,000-139,999	0	3	-100.0	2	14	-85.7
140,000-159,999	2	2	0.0	6	10	-40.0
160,000-179,999	2	6	-66.7	5	35	-85.7
180,000-199,999	3	11	-72.7	35	82	-57.3
200,000-249,999	48	76	-36.8	394	757	-48.0
250,000-299,999	122	134	-9.0	1016	980	3.7
300,000-399,999	183	171	7.0	1378	1228	12.2
400,000-499,999	86	54	59.3	632	490	29.0
500,000-549,999	16	18	-11.1	122	123	-0.8
550,000-749,999	43	19	126.3	255	196	30.1
750,000-999,999	10	12	-16.7	87	92	-5.4
1,000,000-1,249,999	7	4	75.0	27	18	50.0
1,250,000-1,499,999	0	1	-100.0	6	15	-60.0
1,500,000-1,999,999	0	1	-100.0	6	3	100.0
2,000,000-2,999,999	1	0	N/A	1	2	-50.0
3,000,000+	0	0	0.0	0	1	-100.0
Totals	525	514	2.1	3981	4056	-1.8