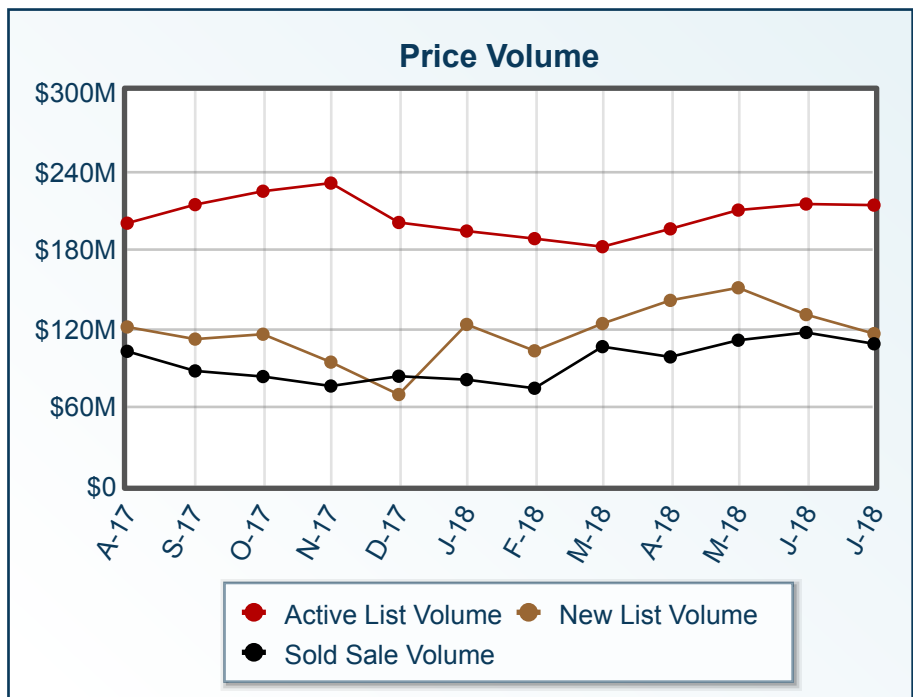
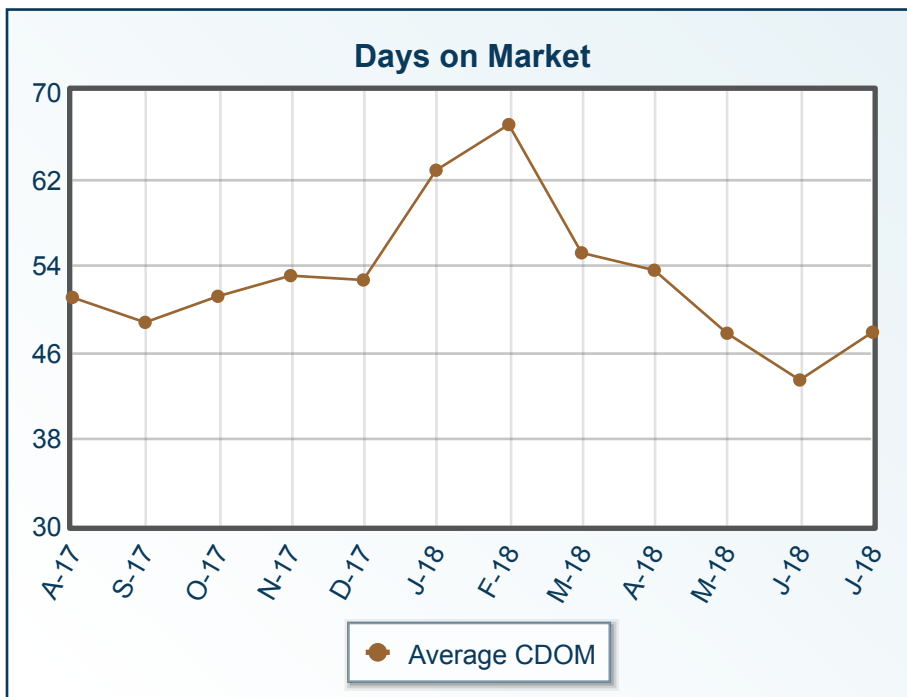
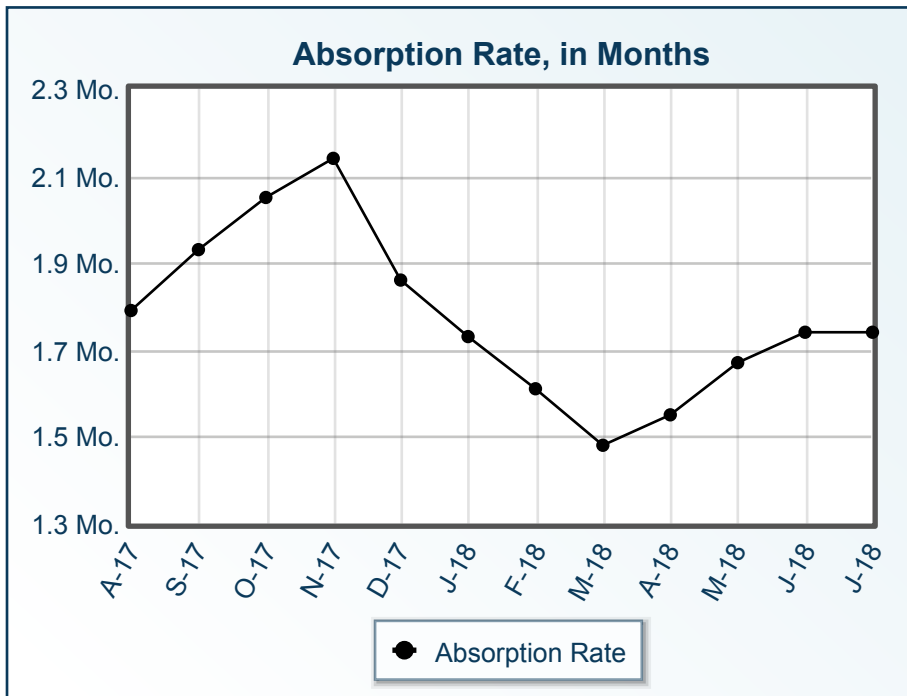
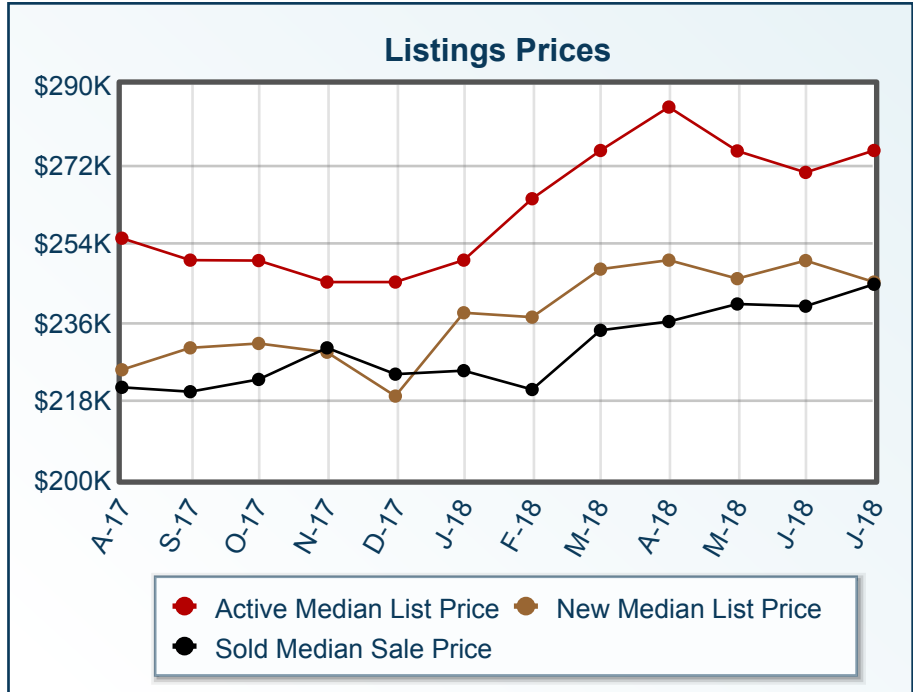
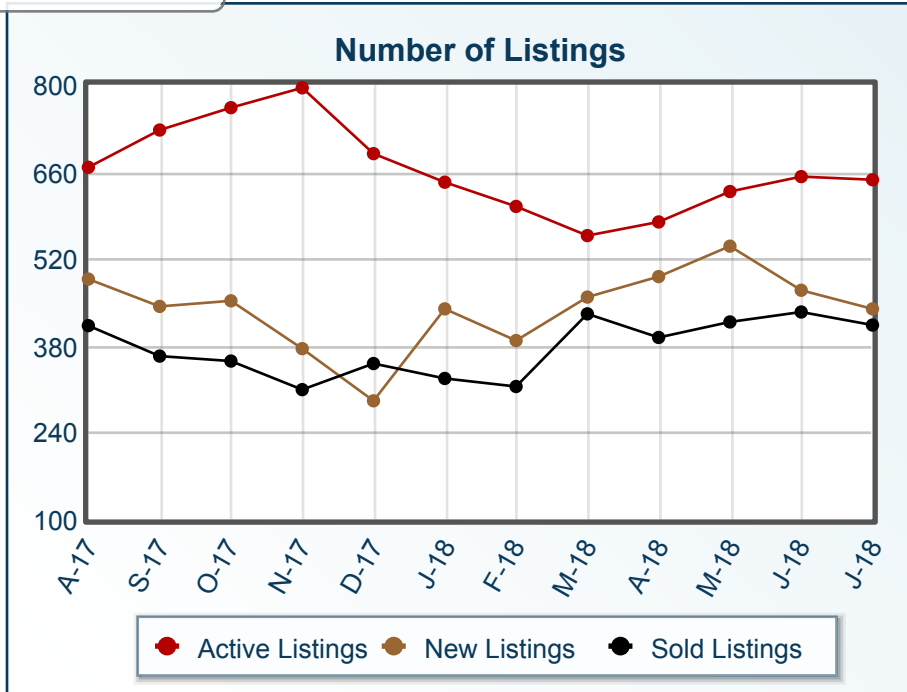


Market Summary

Glendale Residential, July 2018



Summary Statistics						
	Jul-18	Jul-17	% Chg	2018 YTD	2017 YTD	% Chg
Absorption Rate	1.74	1.81	-3.87	1.65	1.85	-10.81
Average List Price	\$329,498	\$299,067	10.18	\$277,595	\$257,447	7.83
Median List Price	\$275,000	\$254,900	7.89	\$245,000	\$229,500	6.75
Average Sale Price	\$260,993	\$239,660	8.90	\$253,701	\$232,652	9.05
Median Sale Price	\$244,500	\$225,000	8.67	\$235,000	\$218,000	7.80
Average CDOM	47	53	-11.32	50	53	-5.66
Median CDOM	34	35	-2.86	35	38	-7.89

	Sold Listings			Year to Date		
	This Month			Year to Date		
	2018	2017	% Chg	2018	2017	% Chg
0-29,999	0	0	0.0	1	1	0.0
30,000-39,999	0	0	0.0	3	2	50.0
40,000-49,999	0	0	0.0	1	6	-83.3
50,000-59,999	0	1	-100.0	2	12	-83.3
60,000-69,999	3	3	0.0	6	26	-76.9
70,000-79,999	1	5	-80.0	16	35	-54.3
80,000-89,999	7	8	-12.5	41	32	28.1
90,000-99,999	3	3	0.0	30	46	-34.8
100,000-119,999	6	14	-57.1	69	89	-22.5
120,000-139,999	13	4	225.0	90	83	8.4
140,000-159,999	3	14	-78.6	68	145	-53.1
160,000-179,999	19	31	-38.7	141	246	-42.7
180,000-199,999	39	44	-11.4	250	302	-17.2
200,000-249,999	130	102	27.5	881	727	21.2
250,000-299,999	89	63	41.3	513	447	14.8
300,000-399,999	69	48	43.8	410	334	22.8
400,000-499,999	16	18	-11.1	127	100	27.0
500,000-549,999	3	0	N/A	24	8	200.0
550,000-749,999	10	3	233.3	46	25	84.0
750,000-999,999	2	0	N/A	7	4	75.0
1,000,000-1,249,999	0	1	-100.0	0	3	-100.0
1,250,000-1,499,999	0	0	0.0	3	1	200.0
1,500,000-1,999,999	0	0	0.0	1	0	N/A
2,000,000-2,999,999	0	0	0.0	0	0	0.0
3,000,000+	0	0	0.0	0	0	0.0
Totals	413	362	14.1	2730	2674	2.1

	Pending Listings					
	This Month			Year to Date		
	2018	2017	% Chg	2018	2017	% Chg
0-29,999	1	0	N/A	3	2	50.0
30,000-39,999	0	0	0.0	2	1	100.0
40,000-49,999	0	0	0.0	1	4	-75.0
50,000-59,999	0	0	0.0	1	7	-85.7
60,000-69,999	1	0	N/A	4	18	-77.8
70,000-79,999	12	4	200.0	19	36	-47.2
80,000-89,999	6	6	0.0	42	36	16.7
90,000-99,999	2	7	-71.4	31	43	-27.9
100,000-119,999	11	10	10.0	74	87	-14.9
120,000-139,999	15	18	-16.7	84	86	-2.3
140,000-159,999	12	12	0.0	70	125	-44.0
160,000-179,999	18	31	-41.9	153	260	-41.2
180,000-199,999	31	51	-39.2	243	328	-25.9
200,000-249,999	102	108	-5.6	860	782	10.0
250,000-299,999	64	72	-11.1	542	461	17.6
300,000-399,999	52	38	36.8	415	348	19.3
400,000-499,999	17	19	-10.5	139	123	13.0
500,000-549,999	2	1	100.0	22	12	83.3
550,000-749,999	9	6	50.0	62	28	121.4
750,000-999,999	0	1	-100.0	7	5	40.0
1,000,000-1,249,999	0	0	0.0	1	1	0.0
1,250,000-1,499,999	0	1	-100.0	3	3	0.0
1,500,000-1,999,999	0	1	-100.0	1	3	-66.7
2,000,000-2,999,999	0	0	0.0	0	0	0.0
3,000,000+	0	0	0.0	0	0	0.0
Totals	355	386	-8.0	2779	2799	-0.7

Active Listings	This Month			Year to Date		
	2018	2017	% Chg	2018	2017	% Chg
	0-29,999	1	0	N/A	8	3
30,000-39,999	0	0	0.0	2	1	100.0
40,000-49,999	0	0	0.0	4	9	-55.6
50,000-59,999	1	1	0.0	3	9	-66.7
60,000-69,999	0	3	-100.0	4	22	-81.8
70,000-79,999	8	2	300.0	22	41	-46.3
80,000-89,999	12	13	-7.7	57	50	14.0
90,000-99,999	10	10	0.0	47	60	-21.7
100,000-119,999	11	19	-42.1	97	120	-19.2
120,000-139,999	2	18	-88.9	97	111	-12.6
140,000-159,999	10	14	-28.6	94	162	-42.0
160,000-179,999	14	32	-56.2	187	329	-43.2
180,000-199,999	37	46	-19.6	298	422	-29.4
200,000-249,999	159	174	-8.6	1101	1043	5.6
250,000-299,999	113	118	-4.2	734	652	12.6
300,000-399,999	133	116	14.7	639	551	16.0
400,000-499,999	69	55	25.5	245	207	18.4
500,000-549,999	16	10	60.0	43	29	48.3
550,000-749,999	30	30	0.0	115	79	45.6
750,000-999,999	10	9	11.1	24	19	26.3
1,000,000-1,249,999	6	2	200.0	8	6	33.3
1,250,000-1,499,999	2	3	-33.3	6	6	0.0
1,500,000-1,999,999	0	3	-100.0	4	8	-50.0
2,000,000-2,999,999	3	0	N/A	3	2	50.0
3,000,000+	0	0	0.0	0	0	0.0
Totals	647	678	-4.6	3842	3941	-2.5

New Listings	This Month			Year to Date		
	2018	2017	% Chg	2018	2017	% Chg
	0-29,999	0	0	0.0	6	2
30,000-39,999	0	0	0.0	2	0	N/A
40,000-49,999	0	0	0.0	2	7	-71.4
50,000-59,999	0	0	0.0	2	8	-75.0
60,000-69,999	1	1	0.0	4	15	-73.3
70,000-79,999	10	5	100.0	21	32	-34.4
80,000-89,999	3	7	-57.1	39	42	-7.1
90,000-99,999	3	7	-57.1	35	49	-28.6
100,000-119,999	13	11	18.2	77	97	-20.6
120,000-139,999	16	17	-5.9	82	92	-10.9
140,000-159,999	12	20	-40.0	76	129	-41.1
160,000-179,999	22	34	-35.3	166	262	-36.6
180,000-199,999	31	55	-43.6	245	345	-29.0
200,000-249,999	124	110	12.7	946	877	7.9
250,000-299,999	87	89	-2.2	626	550	13.8
300,000-399,999	74	65	13.8	540	430	25.6
400,000-499,999	28	17	64.7	205	167	22.8
500,000-549,999	2	4	-50.0	32	22	45.5
550,000-749,999	13	8	62.5	88	56	57.1
750,000-999,999	0	2	-100.0	17	13	30.8
1,000,000-1,249,999	0	1	-100.0	6	3	100.0
1,250,000-1,499,999	0	1	-100.0	3	3	0.0
1,500,000-1,999,999	0	1	-100.0	1	7	-85.7
2,000,000-2,999,999	0	0	0.0	3	0	N/A
3,000,000+	0	0	0.0	0	0	0.0
Totals	439	455	-3.5	3224	3208	0.5