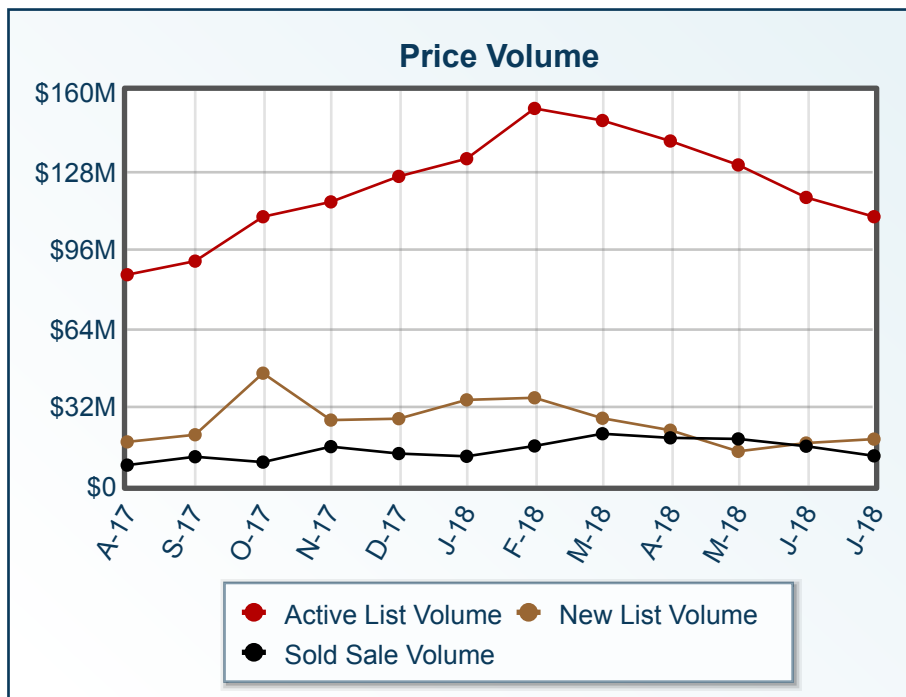
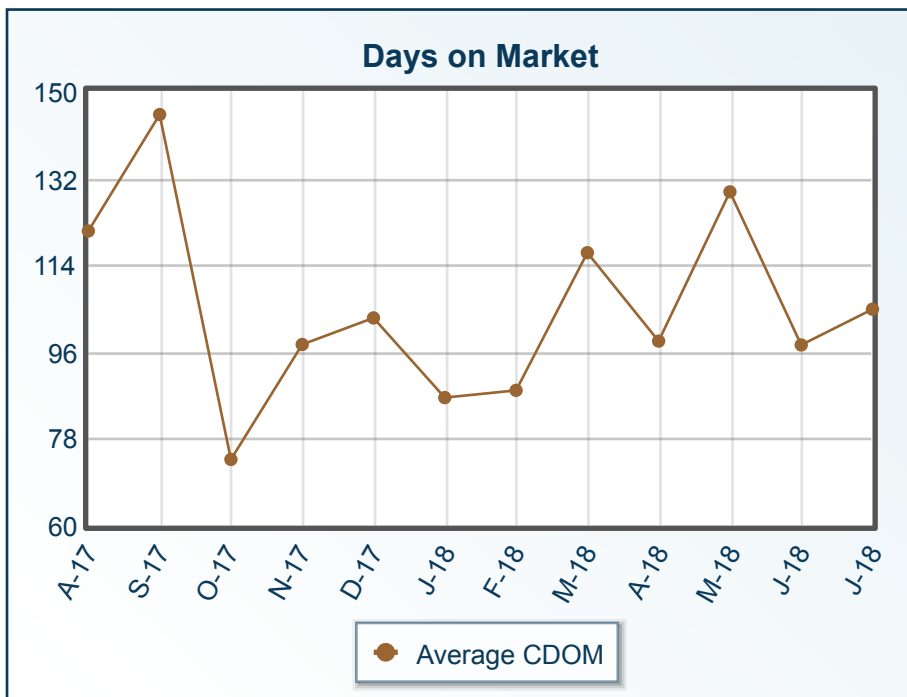
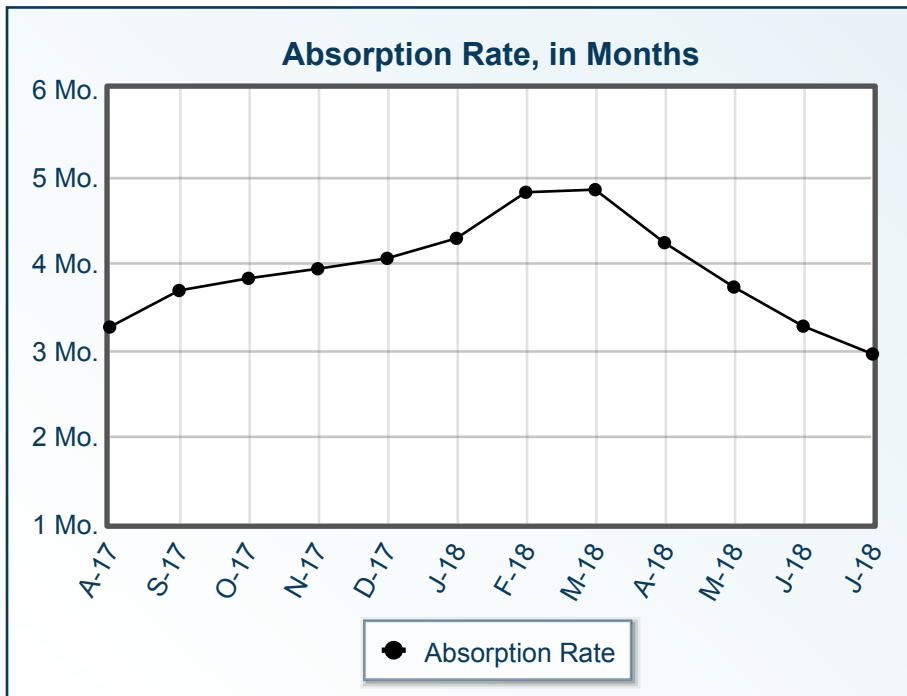
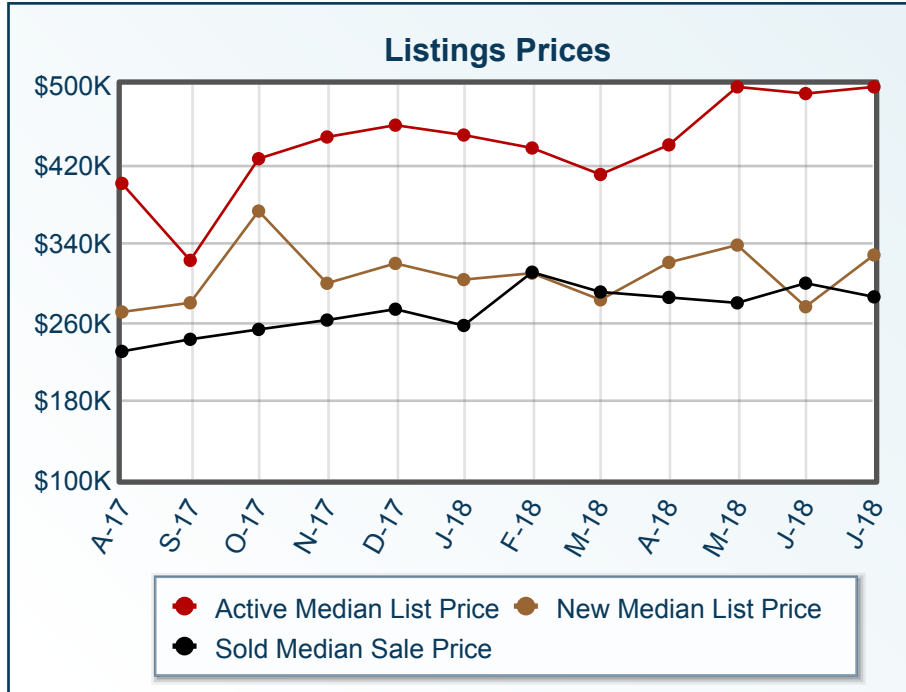
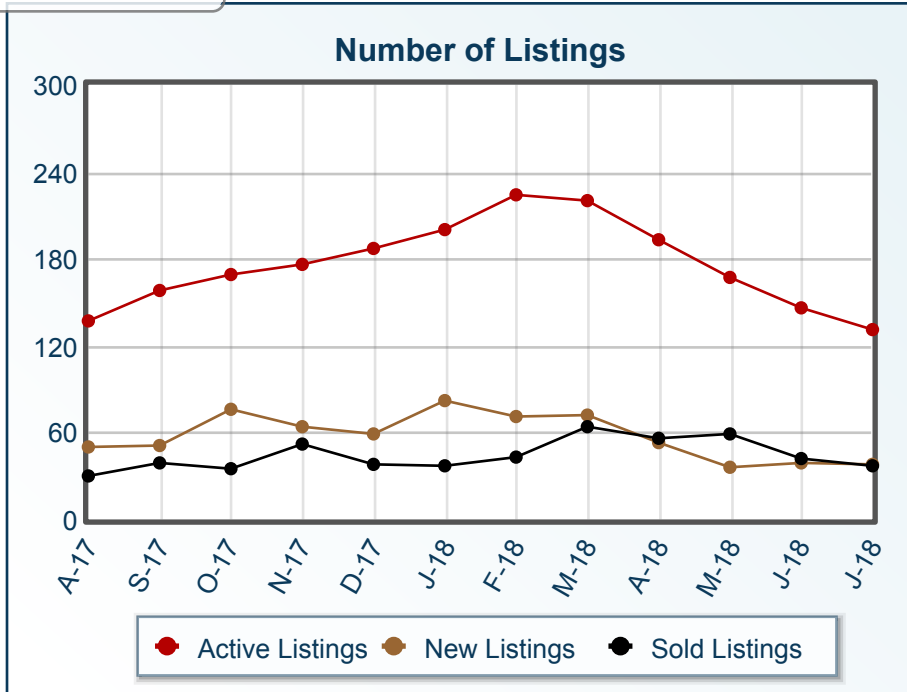


Market Summary

Gold Canyon Residential, July 2018



Summary Statistics						
	Jul-18	Jul-17	% Chg	2018 YTD	2017 YTD	% Chg
Absorption Rate	2.95	3.85	-23.38	4.01	6.01	-33.28
Average List Price	\$832,072	\$568,695	46.31	\$515,282	\$434,504	18.59
Median List Price	\$497,800	\$324,000	53.64	\$327,000	\$289,500	12.95
Average Sale Price	\$326,123	\$330,641	-1.37	\$341,088	\$326,065	4.61
Median Sale Price	\$285,000	\$264,500	7.75	\$290,000	\$260,000	11.54
Average CDOM	104	114	-8.77	89	112	-20.54
Median CDOM	72	103	-30.10	58	82	-29.27

Sold Listings						
	This Month			Year to Date		
	2018	2017	% Chg	2018	2017	% Chg
0-29,999	0	0	0.0	0	0	0.0
30,000-39,999	0	0	0.0	0	0	0.0
40,000-49,999	0	0	0.0	0	0	0.0
50,000-59,999	0	0	0.0	0	0	0.0
60,000-69,999	0	0	0.0	0	0	0.0
70,000-79,999	0	0	0.0	0	0	0.0
80,000-89,999	0	0	0.0	0	0	0.0
90,000-99,999	0	0	0.0	0	0	0.0
100,000-119,999	0	0	0.0	0	0	0.0
120,000-139,999	0	0	0.0	0	1	-100.0
140,000-159,999	0	0	0.0	0	1	-100.0
160,000-179,999	0	2	-100.0	0	16	-100.0
180,000-199,999	0	5	-100.0	12	41	-70.7
200,000-249,999	12	9	33.3	83	108	-23.1
250,000-299,999	8	11	-27.3	87	77	13.0
300,000-399,999	8	6	33.3	79	67	17.9
400,000-499,999	5	2	150.0	37	23	60.9
500,000-549,999	2	0	N/A	10	3	233.3
550,000-749,999	2	0	N/A	21	13	61.5
750,000-999,999	0	1	-100.0	3	9	-66.7
1,000,000-1,249,999	0	0	0.0	6	2	200.0
1,250,000-1,499,999	0	0	0.0	0	1	-100.0
1,500,000-1,999,999	0	1	-100.0	0	4	-100.0
2,000,000-2,999,999	0	0	0.0	0	1	-100.0
3,000,000+	0	0	0.0	0	0	0.0
Totals	37	37	0.0	338	367	-7.9

Pending Listings						
	This Month			Year to Date		
	2018	2017	% Chg	2018	2017	% Chg
0-29,999	0	0	0.0	0	0	0.0
30,000-39,999	0	0	0.0	0	0	0.0
40,000-49,999	0	0	0.0	0	0	0.0
50,000-59,999	0	0	0.0	0	0	0.0
60,000-69,999	0	0	0.0	0	0	0.0
70,000-79,999	0	0	0.0	0	0	0.0
80,000-89,999	0	0	0.0	0	0	0.0
90,000-99,999	0	0	0.0	0	0	0.0
100,000-119,999	0	0	0.0	0	0	0.0
120,000-139,999	0	0	0.0	0	0	0.0
140,000-159,999	0	0	0.0	0	1	-100.0
160,000-179,999	0	1	-100.0	0	12	-100.0
180,000-199,999	0	5	-100.0	12	39	-69.2
200,000-249,999	7	10	-30.0	70	115	-39.1
250,000-299,999	11	6	83.3	93	76	22.4
300,000-399,999	7	2	250.0	82	63	30.2
400,000-499,999	3	5	-40.0	34	25	36.0
500,000-549,999	2	0	N/A	8	4	100.0
550,000-749,999	5	0	N/A	27	15	80.0
750,000-999,999	0	0	0.0	3	9	-66.7
1,000,000-1,249,999	0	0	0.0	4	1	300.0
1,250,000-1,499,999	0	0	0.0	2	2	0.0
1,500,000-1,999,999	1	0	N/A	1	3	-66.7
2,000,000-2,999,999	0	0	0.0	0	2	-100.0
3,000,000+	0	0	0.0	0	0	0.0
Totals	36	29	24.1	336	367	-8.4

Active Listings	This Month			Year to Date		
	2018	2017	% Chg	2018	2017	% Chg
	0-29,999	0	1	-100.0	0	1
30,000-39,999	0	0	0.0	0	0	0.0
40,000-49,999	0	0	0.0	0	0	0.0
50,000-59,999	1	0	N/A	1	0	N/A
60,000-69,999	0	0	0.0	0	0	0.0
70,000-79,999	1	0	N/A	1	0	N/A
80,000-89,999	0	0	0.0	0	0	0.0
90,000-99,999	1	0	N/A	1	0	N/A
100,000-119,999	1	0	N/A	1	0	N/A
120,000-139,999	1	0	N/A	1	0	N/A
140,000-159,999	0	1	-100.0	1	3	-66.7
160,000-179,999	0	3	-100.0	0	15	-100.0
180,000-199,999	1	7	-85.7	15	47	-68.1
200,000-249,999	20	35	-42.9	101	172	-41.3
250,000-299,999	14	30	-53.3	126	127	-0.8
300,000-399,999	15	11	36.4	109	93	17.2
400,000-499,999	12	16	-25.0	70	58	20.7
500,000-549,999	5	7	-28.6	16	19	-15.8
550,000-749,999	18	24	-25.0	59	67	-11.9
750,000-999,999	9	12	-25.0	20	32	-37.5
1,000,000-1,249,999	5	1	400.0	13	9	44.4
1,250,000-1,499,999	8	8	0.0	18	13	38.5
1,500,000-1,999,999	10	2	400.0	13	6	116.7
2,000,000-2,999,999	6	1	500.0	8	4	100.0
3,000,000+	3	2	50.0	4	3	33.3
Totals	131	161	-18.6	578	669	-13.6

New Listings	This Month			Year to Date		
	2018	2017	% Chg	2018	2017	% Chg
	0-29,999	0	0	0.0	0	1
30,000-39,999	0	0	0.0	0	0	0.0
40,000-49,999	0	0	0.0	0	0	0.0
50,000-59,999	0	0	0.0	1	0	N/A
60,000-69,999	0	0	0.0	0	0	0.0
70,000-79,999	0	0	0.0	1	0	N/A
80,000-89,999	0	0	0.0	0	0	0.0
90,000-99,999	0	0	0.0	1	0	N/A
100,000-119,999	0	0	0.0	1	0	N/A
120,000-139,999	0	0	0.0	1	0	N/A
140,000-159,999	0	0	0.0	1	3	-66.7
160,000-179,999	0	0	0.0	0	7	-100.0
180,000-199,999	0	2	-100.0	10	31	-67.7
200,000-249,999	9	9	0.0	79	101	-21.8
250,000-299,999	9	7	28.6	100	85	17.6
300,000-399,999	2	2	0.0	81	58	39.7
400,000-499,999	7	3	133.3	45	32	40.6
500,000-549,999	1	1	0.0	9	7	28.6
550,000-749,999	4	2	100.0	28	23	21.7
750,000-999,999	2	0	N/A	8	16	-50.0
1,000,000-1,249,999	2	0	N/A	5	2	150.0
1,250,000-1,499,999	1	0	N/A	8	8	0.0
1,500,000-1,999,999	0	0	0.0	5	2	150.0
2,000,000-2,999,999	1	0	N/A	6	2	200.0
3,000,000+	0	0	0.0	1	1	0.0
Totals	38	26	46.2	391	379	3.2