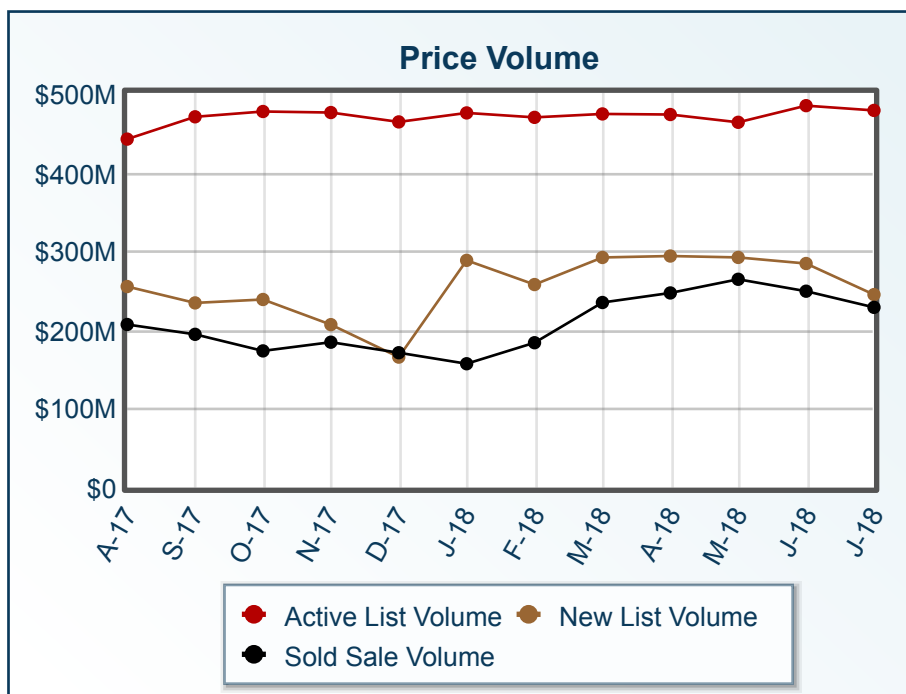
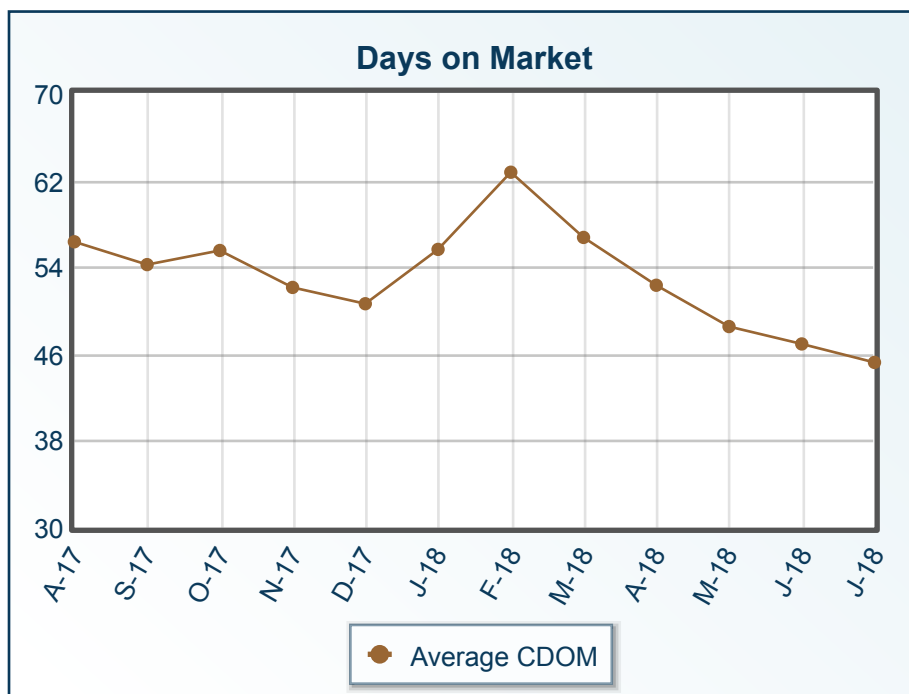
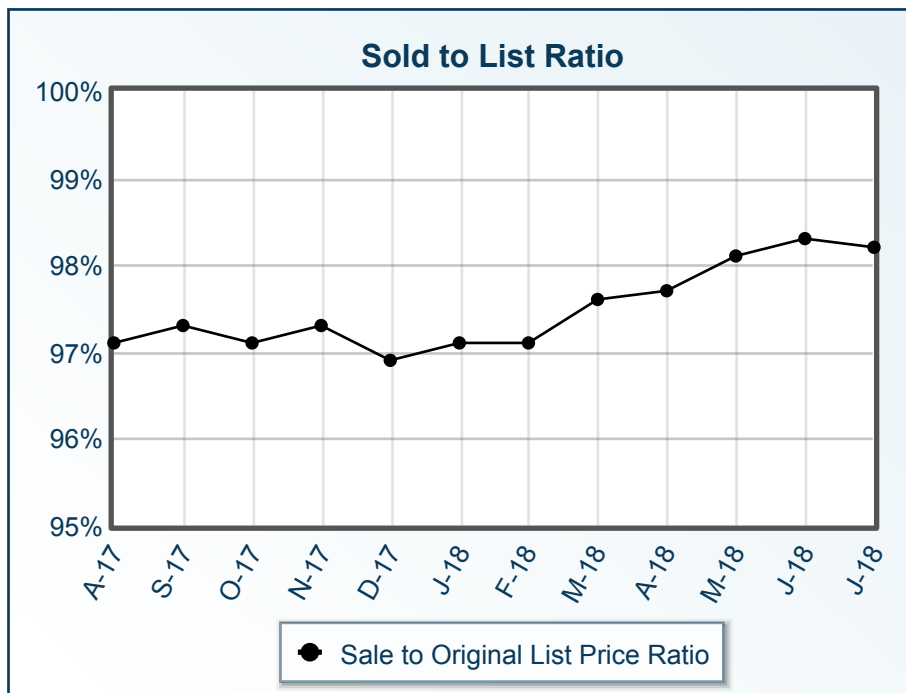
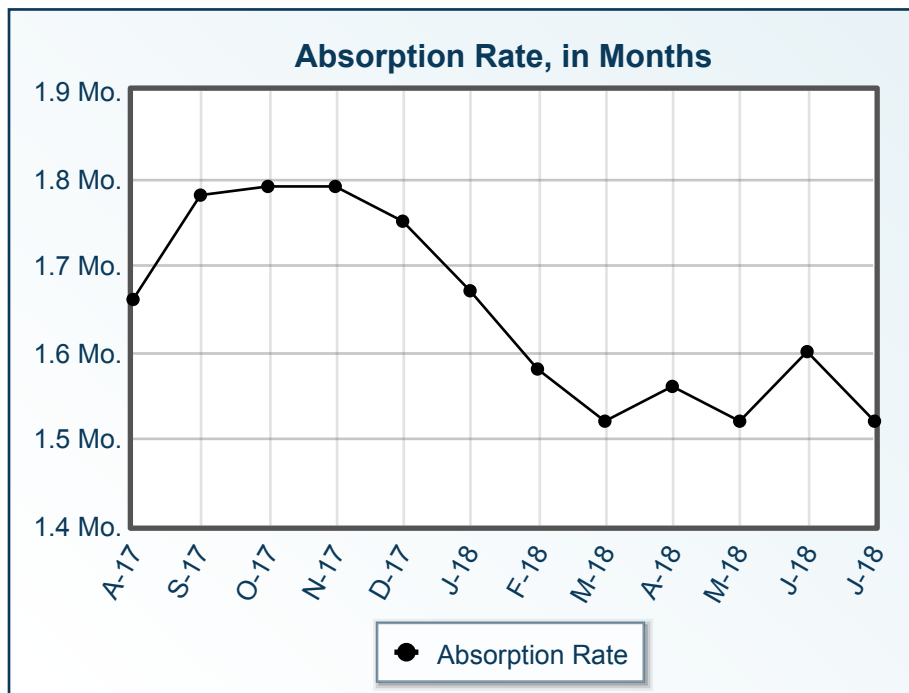
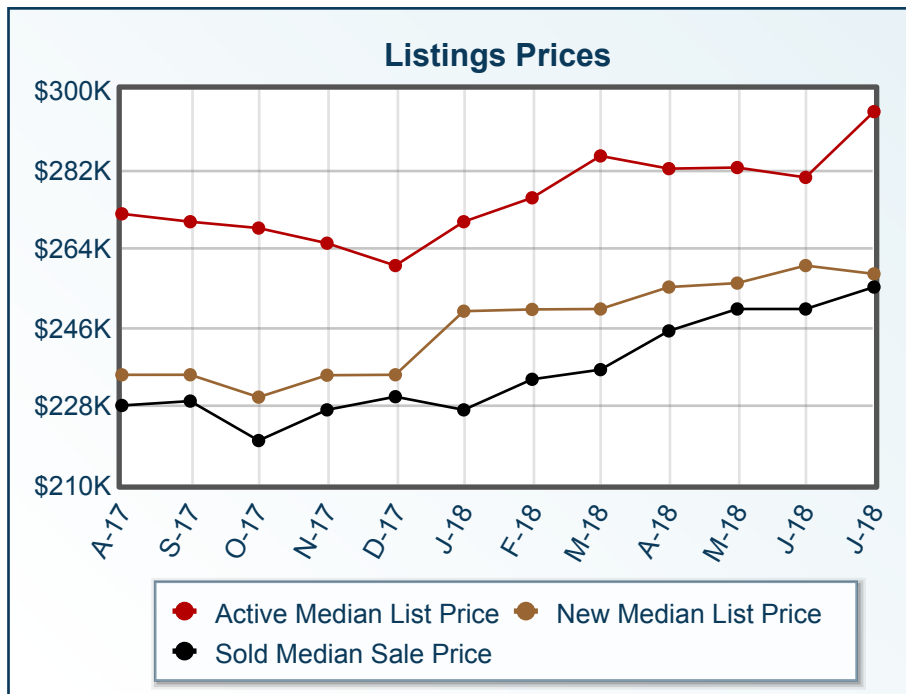
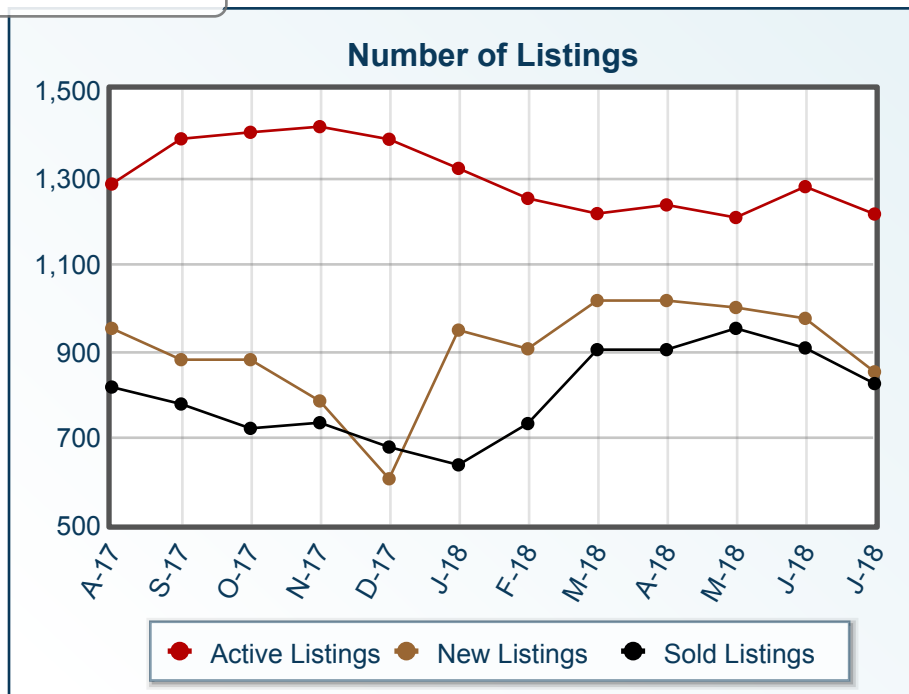


Market Summary

Mesa Residential, July 2018



Summary Statistics						
	Jul-18	Jul-17	% Chg	2018 YTD	2017 YTD	% Chg
Absorption Rate	1.52	1.77	-14.12	1.57	2.01	-21.89
Average List Price	\$393,577	\$349,338	12.66	\$299,843	\$277,097	8.21
Median List Price	\$295,000	\$269,900	9.30	\$255,000	\$235,000	8.51
Average Sale Price	\$277,120	\$252,105	9.92	\$266,923	\$244,216	9.30
Median Sale Price	\$255,000	\$229,250	11.23	\$244,000	\$222,500	9.66
Average CDOM	45	57	-21.05	49	58	-15.52
Median CDOM	33	37	-10.81	35	40	-12.50

Sold Listings						
	This Month			Year to Date		
	2018	2017	% Chg	2018	2017	% Chg
0-29,999	0	1	-100.0	8	1	700.0
30,000-39,999	0	1	-100.0	4	6	-33.3
40,000-49,999	0	0	0.0	2	11	-81.8
50,000-59,999	1	2	-50.0	17	23	-26.1
60,000-69,999	1	3	-66.7	33	33	0.0
70,000-79,999	3	3	0.0	41	60	-31.7
80,000-89,999	4	11	-63.6	48	68	-29.4
90,000-99,999	6	12	-50.0	60	79	-24.1
100,000-119,999	20	24	-16.7	140	208	-32.7
120,000-139,999	25	36	-30.6	244	314	-22.3
140,000-159,999	34	43	-20.9	268	298	-10.1
160,000-179,999	52	57	-8.8	348	469	-25.8
180,000-199,999	53	71	-25.4	414	586	-29.4
200,000-249,999	192	207	-7.2	1470	1428	2.9
250,000-299,999	177	144	22.9	1181	960	23.0
300,000-399,999	163	125	30.4	951	745	27.7
400,000-499,999	56	28	100.0	346	240	44.2
500,000-549,999	8	10	-20.0	72	57	26.3
550,000-749,999	16	18	-11.1	135	103	31.1
750,000-999,999	8	4	100.0	49	33	48.5
1,000,000-1,249,999	4	1	300.0	15	6	150.0
1,250,000-1,499,999	1	0	N/A	4	4	0.0
1,500,000-1,999,999	0	1	-100.0	2	4	-50.0
2,000,000-2,999,999	0	0	0.0	1	0	N/A
3,000,000+	0	0	0.0	1	0	N/A
Totals	824	802	2.7	5854	5736	2.1

Pending Listings						
	This Month			Year to Date		
	2018	2017	% Chg	2018	2017	% Chg
0-29,999	1	0	N/A	10	2	400.0
30,000-39,999	1	0	N/A	2	4	-50.0
40,000-49,999	0	0	0.0	4	7	-42.9
50,000-59,999	1	1	0.0	8	20	-60.0
60,000-69,999	4	3	33.3	29	26	11.5
70,000-79,999	1	6	-83.3	39	62	-37.1
80,000-89,999	7	4	75.0	45	64	-29.7
90,000-99,999	6	13	-53.8	58	101	-42.6
100,000-119,999	14	25	-44.0	130	196	-33.7
120,000-139,999	32	24	33.3	256	296	-13.5
140,000-159,999	23	38	-39.5	267	298	-10.4
160,000-179,999	33	57	-42.1	333	457	-27.1
180,000-199,999	49	80	-38.7	436	636	-31.4
200,000-249,999	172	221	-22.2	1461	1506	-3.0
250,000-299,999	156	137	13.9	1195	1005	18.9
300,000-399,999	127	113	12.4	1046	815	28.3
400,000-499,999	41	27	51.9	347	261	33.0
500,000-549,999	3	6	-50.0	70	56	25.0
550,000-749,999	21	18	16.7	160	119	34.5
750,000-999,999	4	2	100.0	64	42	52.4
1,000,000-1,249,999	3	2	50.0	14	7	100.0
1,250,000-1,499,999	1	2	-50.0	5	6	-16.7
1,500,000-1,999,999	0	1	-100.0	4	5	-20.0
2,000,000-2,999,999	0	0	0.0	1	0	N/A
3,000,000+	0	0	0.0	1	0	N/A
Totals	700	780	-10.3	5985	5991	-0.1

Active Listings	This Month			Year to Date		
	2018	2017	% Chg	2018	2017	% Chg
	0-29,999	3	0	N/A	24	3
30,000-39,999	1	0	N/A	7	5	40.0
40,000-49,999	3	3	0.0	15	13	15.4
50,000-59,999	4	5	-20.0	19	31	-38.7
60,000-69,999	20	15	33.3	57	48	18.8
70,000-79,999	7	22	-68.2	60	96	-37.5
80,000-89,999	5	12	-58.3	59	87	-32.2
90,000-99,999	16	12	33.3	78	119	-34.5
100,000-119,999	13	31	-58.1	153	248	-38.3
120,000-139,999	47	38	23.7	330	369	-10.6
140,000-159,999	35	49	-28.6	326	380	-14.2
160,000-179,999	35	59	-40.7	397	550	-27.8
180,000-199,999	50	70	-28.6	524	766	-31.6
200,000-249,999	191	281	-32.0	1778	1901	-6.5
250,000-299,999	209	220	-5.0	1511	1346	12.3
300,000-399,999	257	226	13.7	1451	1196	21.3
400,000-499,999	102	114	-10.5	491	436	12.6
500,000-549,999	30	33	-9.1	123	109	12.8
550,000-749,999	76	89	-14.6	299	250	19.6
750,000-999,999	54	43	25.6	143	121	18.2
1,000,000-1,249,999	22	13	69.2	46	29	58.6
1,250,000-1,499,999	10	11	-9.1	17	24	-29.2
1,500,000-1,999,999	11	10	10.0	22	19	15.8
2,000,000-2,999,999	8	4	100.0	13	7	85.7
3,000,000+	5	2	150.0	6	3	100.0
Totals	1214	1362	-10.9	7949	8156	-2.5

New Listings	This Month			Year to Date		
	2018	2017	% Chg	2018	2017	% Chg
	0-29,999	3	0	N/A	17	3
30,000-39,999	0	0	0.0	4	3	33.3
40,000-49,999	2	0	N/A	10	9	11.1
50,000-59,999	1	1	0.0	12	23	-47.8
60,000-69,999	7	5	40.0	43	34	26.5
70,000-79,999	3	4	-25.0	37	73	-49.3
80,000-89,999	6	4	50.0	45	66	-31.8
90,000-99,999	9	10	-10.0	63	97	-35.1
100,000-119,999	14	31	-54.8	128	214	-40.2
120,000-139,999	40	37	8.1	278	316	-12.0
140,000-159,999	30	50	-40.0	286	320	-10.6
160,000-179,999	36	54	-33.3	345	442	-21.9
180,000-199,999	50	74	-32.4	449	642	-30.1
200,000-249,999	201	214	-6.1	1543	1632	-5.5
250,000-299,999	174	151	15.2	1325	1113	19.0
300,000-399,999	165	109	51.4	1248	966	29.2
400,000-499,999	56	46	21.7	392	324	21.0
500,000-549,999	14	4	250.0	103	71	45.1
550,000-749,999	27	22	22.7	222	173	28.3
750,000-999,999	7	8	-12.5	94	71	32.4
1,000,000-1,249,999	3	0	N/A	27	19	42.1
1,250,000-1,499,999	0	2	-100.0	11	12	-8.3
1,500,000-1,999,999	3	1	200.0	11	10	10.0
2,000,000-2,999,999	0	0	0.0	7	4	75.0
3,000,000+	0	0	0.0	5	1	400.0
Totals	851	827	2.9	6705	6638	1.0