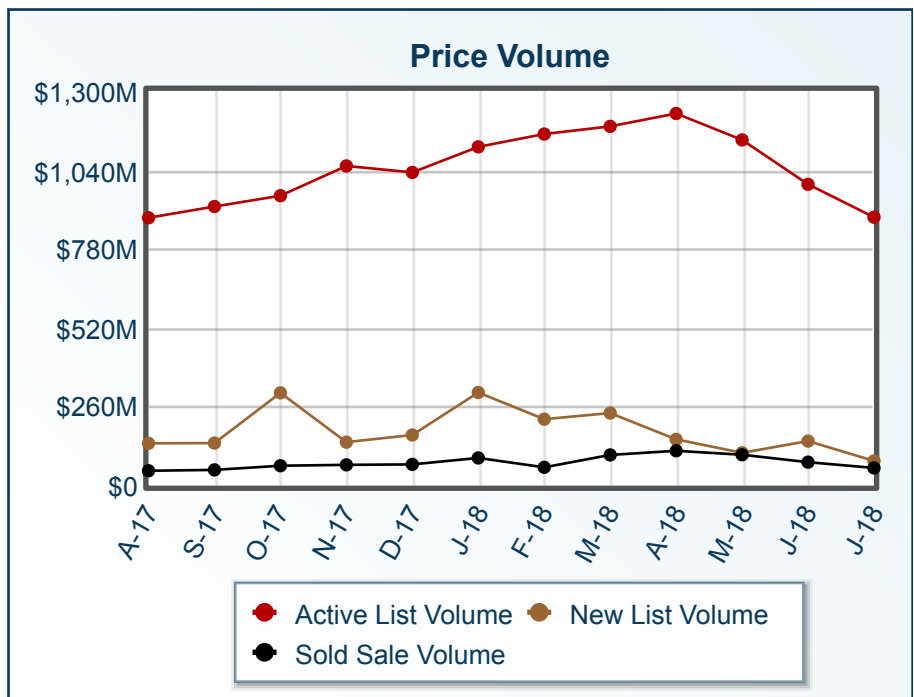
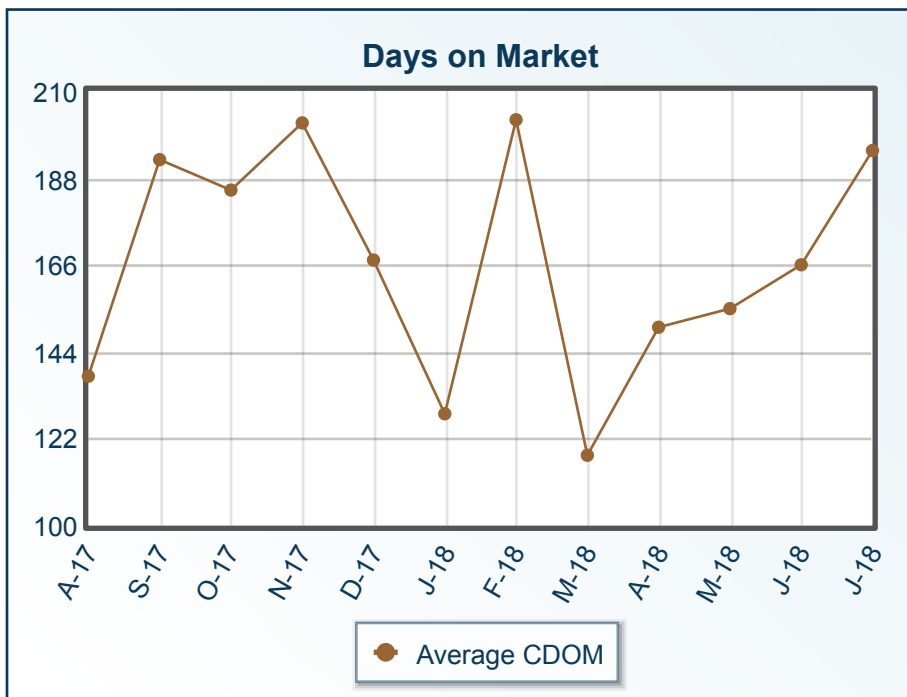
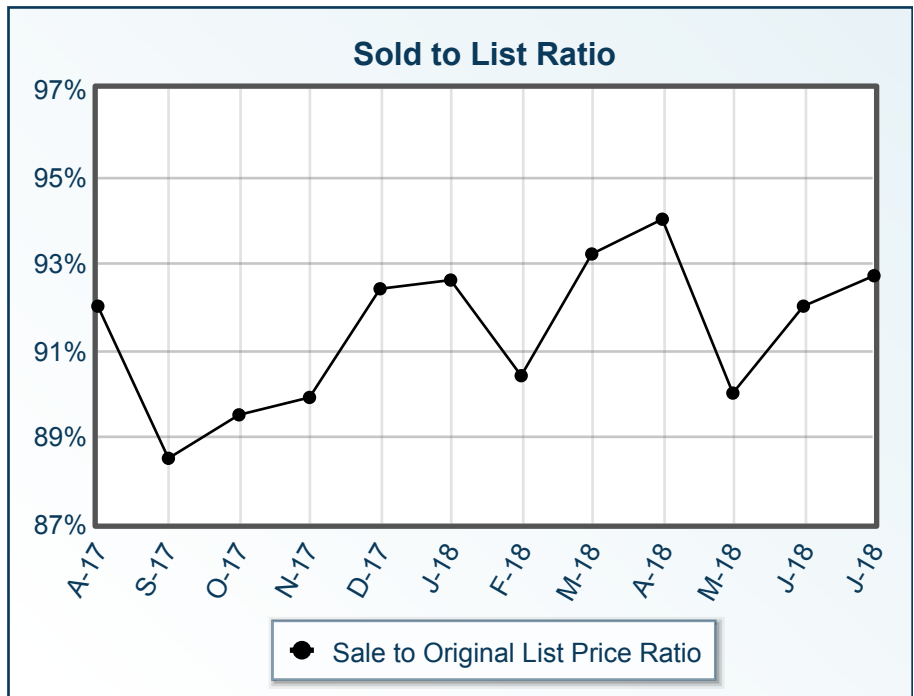
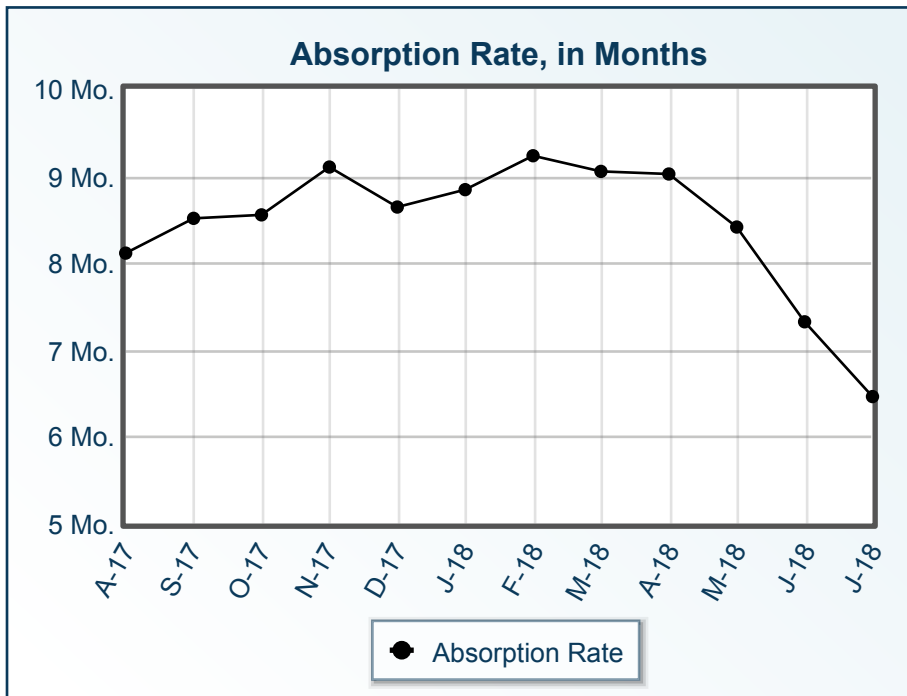
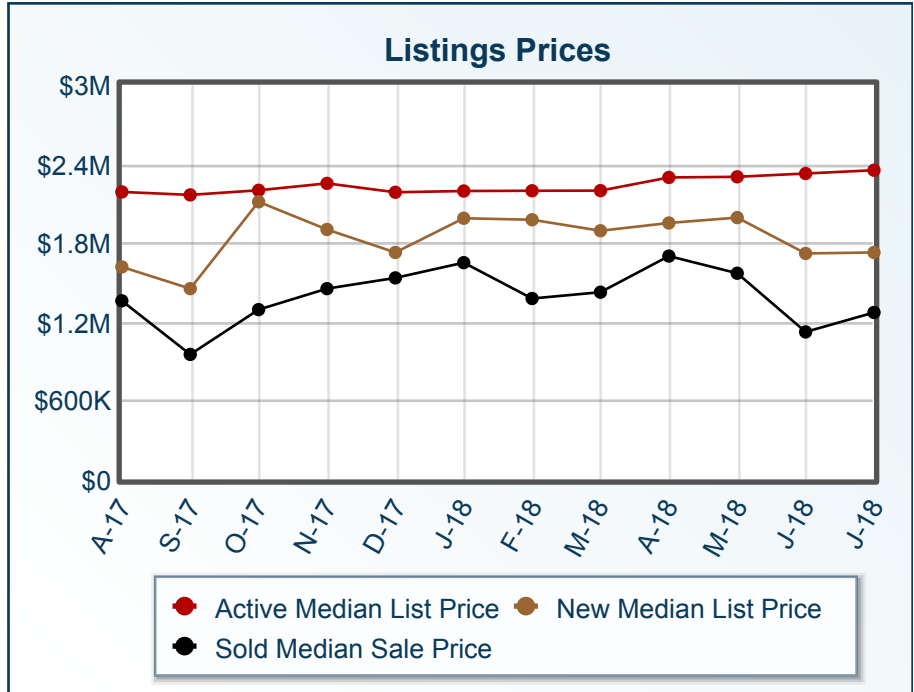
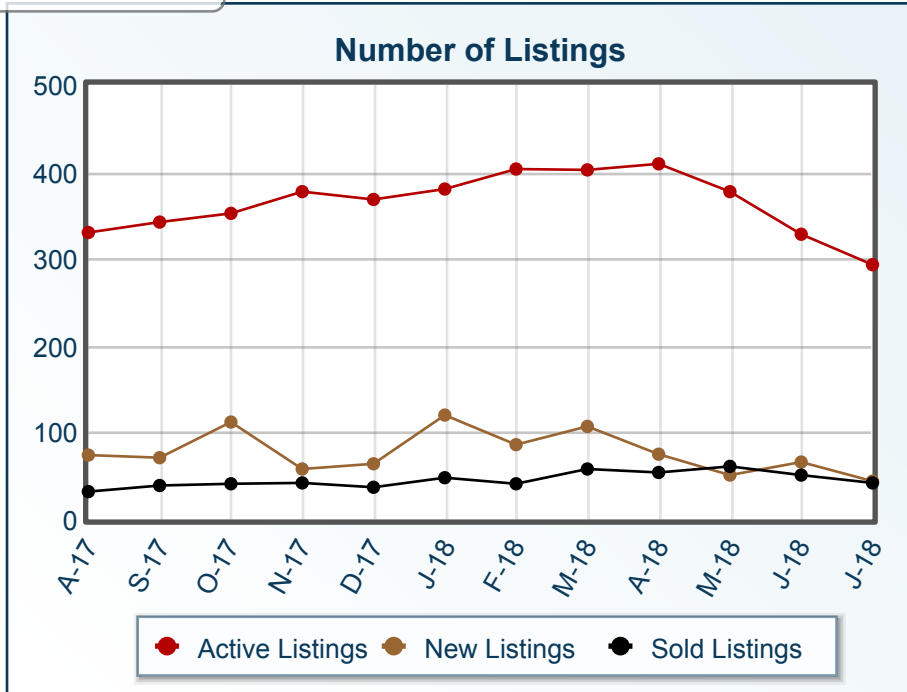


Market Summary

Paradise Valley Residential, July 2018



Summary Statistics						
	Jul-18	Jul-17	% Chg	2018 YTD	2017 YTD	% Chg
Absorption Rate	6.46	8.54	-24.36	8.33	11.16	-25.36
Average List Price	\$3,016,940	\$2,657,178	13.54	\$2,523,538	\$2,267,517	11.29
Median List Price	\$2,350,000	\$2,099,000	11.96	\$1,995,000	\$1,850,000	7.84
Average Sale Price	\$1,386,940	\$1,459,544	-4.97	\$1,701,813	\$1,519,291	12.01
Median Sale Price	\$1,268,750	\$1,275,000	-0.49	\$1,425,000	\$1,300,000	9.62
Average CDOM	194	175	10.86	130	134	-2.99
Median CDOM	110	88	25.00	79	90	-12.22

Sold Listings						
	This Month			Year to Date		
	2018	2017	% Chg	2018	2017	% Chg
0-29,999	0	0	0.0	0	0	0.0
30,000-39,999	0	0	0.0	0	0	0.0
40,000-49,999	0	0	0.0	0	0	0.0
50,000-59,999	0	0	0.0	0	0	0.0
60,000-69,999	0	0	0.0	0	0	0.0
70,000-79,999	0	0	0.0	0	0	0.0
80,000-89,999	0	0	0.0	0	0	0.0
90,000-99,999	0	0	0.0	0	0	0.0
100,000-119,999	0	0	0.0	0	0	0.0
120,000-139,999	0	0	0.0	3	5	-40.0
140,000-159,999	1	0	N/A	2	0	N/A
160,000-179,999	0	0	0.0	0	10	-100.0
180,000-199,999	0	3	-100.0	3	7	-57.1
200,000-249,999	3	0	N/A	16	12	33.3
250,000-299,999	2	0	N/A	11	4	175.0
300,000-399,999	1	1	0.0	14	11	27.3
400,000-499,999	0	0	0.0	6	6	0.0
500,000-549,999	0	0	0.0	1	1	0.0
550,000-749,999	2	1	100.0	16	12	33.3
750,000-999,999	8	6	33.3	44	41	7.3
1,000,000-1,249,999	3	8	-62.5	34	42	-19.0
1,250,000-1,499,999	4	7	-42.9	35	47	-25.5
1,500,000-1,999,999	8	4	100.0	54	49	10.2
2,000,000-2,999,999	8	9	-11.1	67	48	39.6
3,000,000+	2	1	100.0	49	30	63.3
Totals	42	40	5.0	355	325	9.2

Pending Listings						
	This Month			Year to Date		
	2018	2017	% Chg	2018	2017	% Chg
0-29,999	0	0	0.0	0	0	0.0
30,000-39,999	0	0	0.0	0	0	0.0
40,000-49,999	0	0	0.0	0	0	0.0
50,000-59,999	0	0	0.0	0	0	0.0
60,000-69,999	0	0	0.0	0	0	0.0
70,000-79,999	0	0	0.0	0	0	0.0
80,000-89,999	0	0	0.0	0	0	0.0
90,000-99,999	0	0	0.0	0	0	0.0
100,000-119,999	0	0	0.0	0	0	0.0
120,000-139,999	0	1	-100.0	3	4	-25.0
140,000-159,999	0	0	0.0	2	0	N/A
160,000-179,999	0	1	-100.0	0	6	-100.0
180,000-199,999	0	1	-100.0	1	6	-83.3
200,000-249,999	0	1	-100.0	13	14	-7.1
250,000-299,999	1	0	N/A	12	2	500.0
300,000-399,999	0	1	-100.0	13	8	62.5
400,000-499,999	0	1	-100.0	5	9	-44.4
500,000-549,999	0	0	0.0	1	0	N/A
550,000-749,999	2	1	100.0	14	11	27.3
750,000-999,999	8	4	100.0	45	38	18.4
1,000,000-1,249,999	2	3	-33.3	31	29	6.9
1,250,000-1,499,999	2	6	-66.7	33	51	-35.3
1,500,000-1,999,999	9	3	200.0	61	57	7.0
2,000,000-2,999,999	5	3	66.7	69	52	32.7
3,000,000+	2	2	0.0	46	39	17.9
Totals	31	28	10.7	349	326	7.1

Active Listings	This Month			Year to Date		
	2018	2017	% Chg	2018	2017	% Chg
	0-29,999	0	0	0.0	0	0
30,000-39,999	0	0	0.0	0	0	0.0
40,000-49,999	0	0	0.0	0	0	0.0
50,000-59,999	0	0	0.0	0	0	0.0
60,000-69,999	0	0	0.0	0	0	0.0
70,000-79,999	0	0	0.0	0	0	0.0
80,000-89,999	0	0	0.0	0	0	0.0
90,000-99,999	0	0	0.0	0	0	0.0
100,000-119,999	0	0	0.0	0	1	-100.0
120,000-139,999	0	0	0.0	3	4	-25.0
140,000-159,999	0	0	0.0	2	0	N/A
160,000-179,999	0	3	-100.0	0	9	-100.0
180,000-199,999	0	0	0.0	1	8	-87.5
200,000-249,999	1	4	-75.0	17	20	-15.0
250,000-299,999	2	1	100.0	15	6	150.0
300,000-399,999	2	5	-60.0	19	14	35.7
400,000-499,999	3	3	0.0	12	14	-14.3
500,000-549,999	3	0	N/A	6	0	N/A
550,000-749,999	4	4	0.0	23	21	9.5
750,000-999,999	16	37	-56.8	82	90	-8.9
1,000,000-1,249,999	11	21	-47.6	52	64	-18.7
1,250,000-1,499,999	25	29	-13.8	76	106	-28.3
1,500,000-1,999,999	56	51	9.8	162	153	5.9
2,000,000-2,999,999	72	94	-23.4	202	220	-8.2
3,000,000+	98	83	18.1	235	179	31.3
Totals	293	335	-12.5	907	909	-0.2

New Listings	This Month			Year to Date		
	2018	2017	% Chg	2018	2017	% Chg
	0-29,999	0	0	0.0	0	0
30,000-39,999	0	0	0.0	0	0	0.0
40,000-49,999	0	0	0.0	0	0	0.0
50,000-59,999	0	0	0.0	0	0	0.0
60,000-69,999	0	0	0.0	0	0	0.0
70,000-79,999	0	0	0.0	0	0	0.0
80,000-89,999	0	0	0.0	0	0	0.0
90,000-99,999	0	0	0.0	0	0	0.0
100,000-119,999	0	0	0.0	0	0	0.0
120,000-139,999	0	0	0.0	3	4	-25.0
140,000-159,999	0	0	0.0	2	0	N/A
160,000-179,999	0	0	0.0	0	8	-100.0
180,000-199,999	0	0	0.0	1	5	-80.0
200,000-249,999	1	3	-66.7	14	15	-6.7
250,000-299,999	1	1	0.0	9	5	80.0
300,000-399,999	2	1	100.0	13	9	44.4
400,000-499,999	2	0	N/A	12	9	33.3
500,000-549,999	0	0	0.0	3	0	N/A
550,000-749,999	2	1	100.0	17	17	0.0
750,000-999,999	3	9	-66.7	51	59	-13.6
1,000,000-1,249,999	3	2	50.0	34	39	-12.8
1,250,000-1,499,999	3	9	-66.7	46	70	-34.3
1,500,000-1,999,999	11	6	83.3	99	95	4.2
2,000,000-2,999,999	9	12	-25.0	119	111	7.2
3,000,000+	7	8	-12.5	126	86	46.5
Totals	44	52	-15.4	549	532	3.2