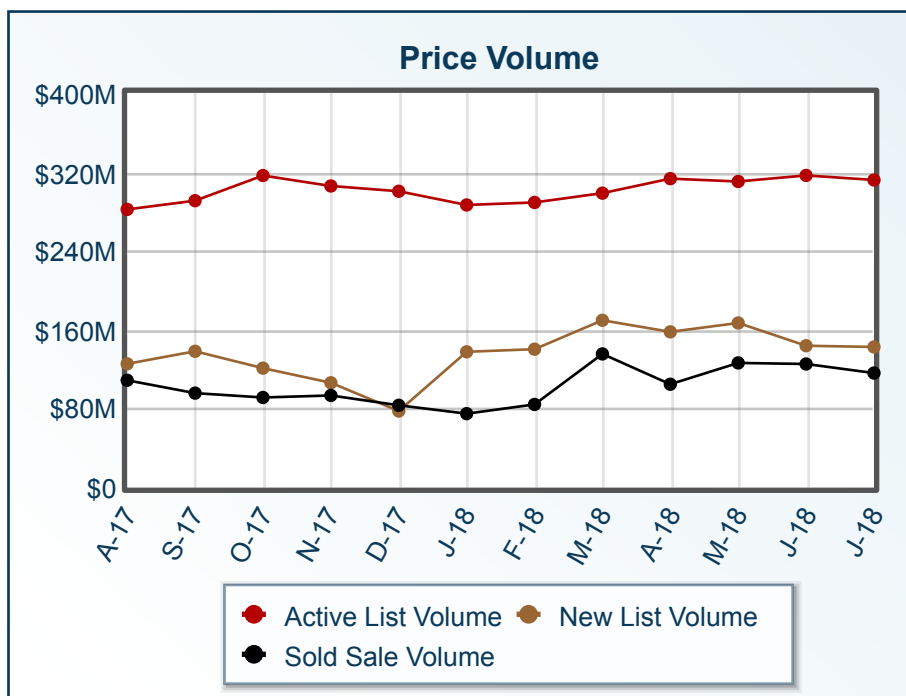
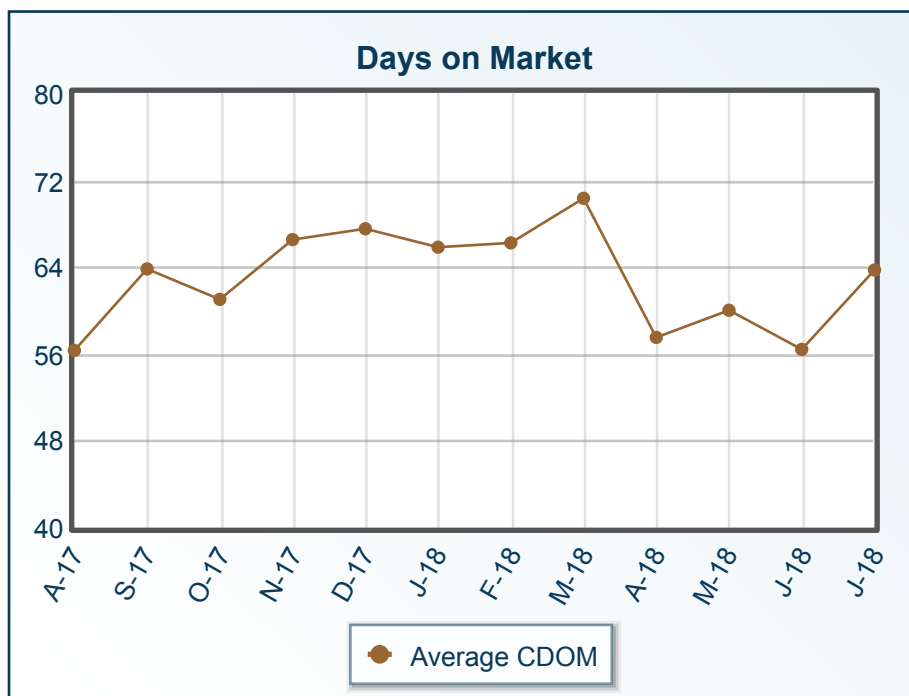
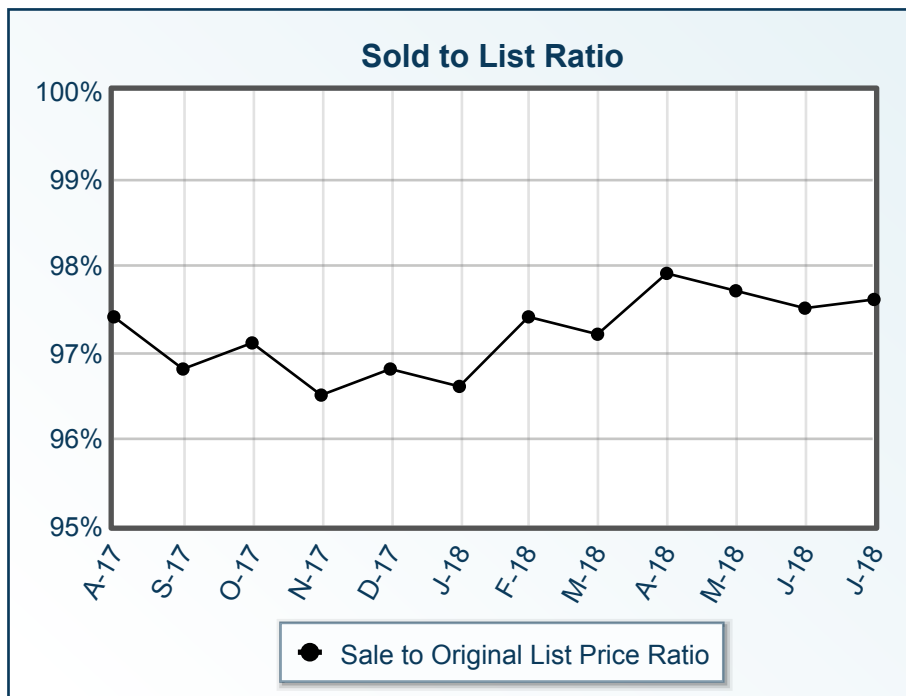
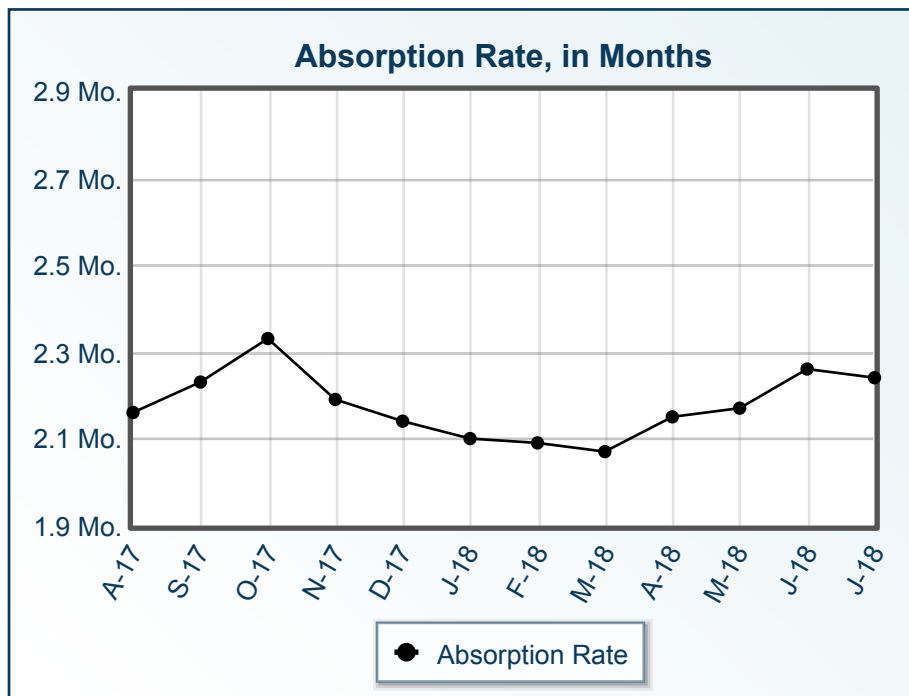
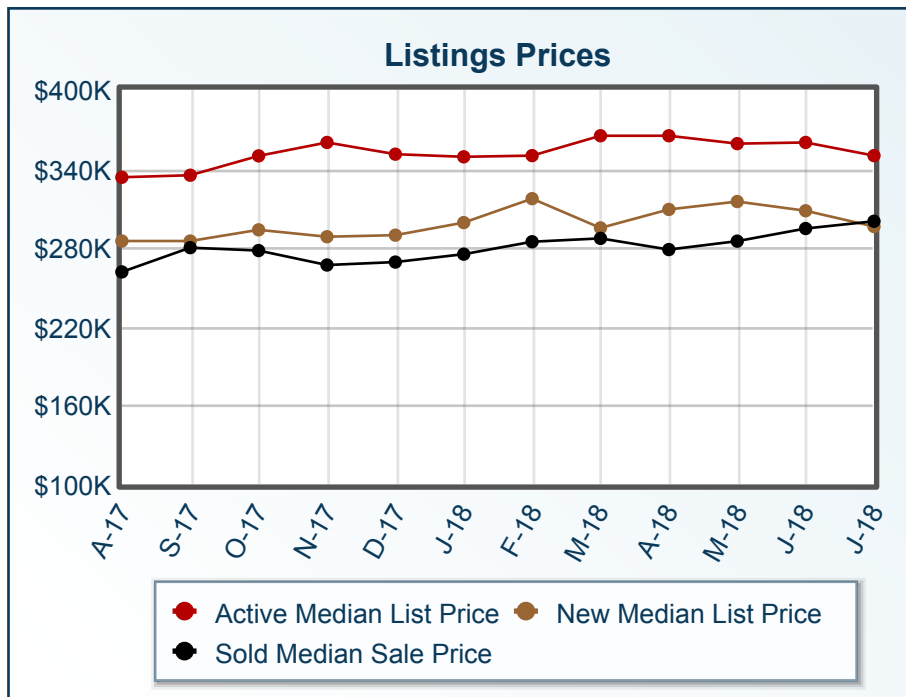
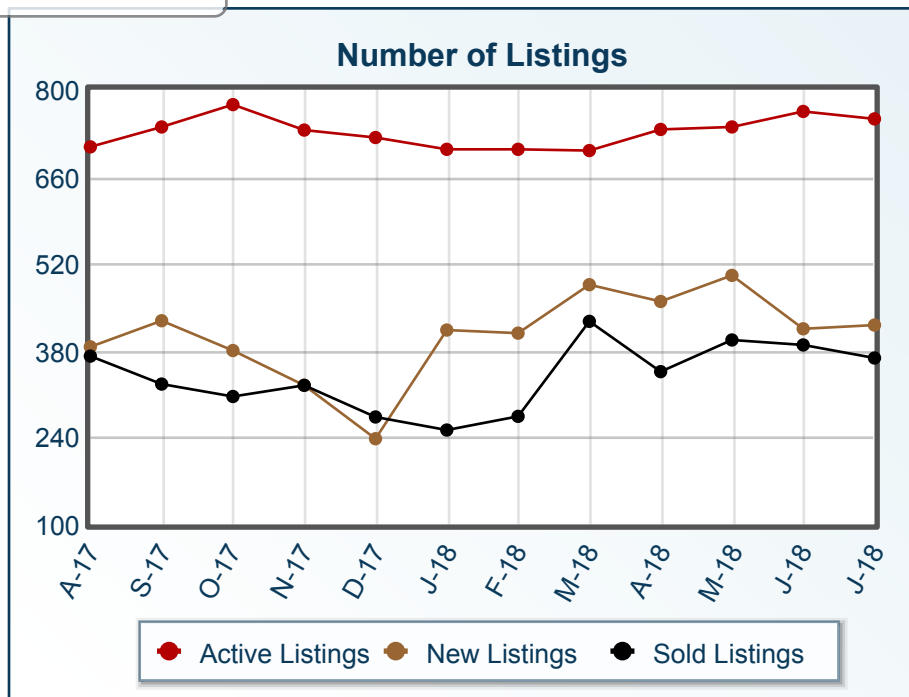


# Market Summary

Peoria Residential, July 2018



<b>Summary Statistics</b>						
	<b>Jul-18</b>	<b>Jul-17</b>	<b>% Chg</b>	<b>2018 YTD</b>	<b>2017 YTD</b>	<b>% Chg</b>
Absorption Rate	2.24	2.33	-3.86	2.15	2.48	-13.31
Average List Price	\$414,014	\$395,691	4.63	\$354,527	\$326,319	8.64
Median List Price	\$349,900	\$324,999	7.66	\$311,900	\$285,000	9.44
Average Sale Price	\$315,455	\$290,465	8.60	\$312,746	\$289,570	8.00
Median Sale Price	\$300,000	\$262,000	14.50	\$287,800	\$264,000	9.02
Average CDOM	63	61	3.28	58	62	-6.45
Median CDOM	43	39	10.26	41	42	-2.38

<b>Sold Listings</b>						
	<b>This Month</b>			<b>Year to Date</b>		
	<b>2018</b>	<b>2017</b>	<b>% Chg</b>	<b>2018</b>	<b>2017</b>	<b>% Chg</b>
0-29,999	0	0	0.0	2	0	N/A
30,000-39,999	0	0	0.0	2	0	N/A
40,000-49,999	0	1	-100.0	0	1	-100.0
50,000-59,999	0	0	0.0	2	1	100.0
60,000-69,999	0	2	-100.0	0	4	-100.0
70,000-79,999	0	0	0.0	1	4	-75.0
80,000-89,999	0	1	-100.0	2	6	-66.7
90,000-99,999	2	0	N/A	4	14	-71.4
100,000-119,999	4	4	0.0	18	36	-50.0
120,000-139,999	8	13	-38.5	63	70	-10.0
140,000-159,999	9	8	12.5	45	72	-37.5
160,000-179,999	8	18	-55.6	55	133	-58.6
180,000-199,999	13	28	-53.6	107	236	-54.7
200,000-249,999	71	82	-13.4	548	498	10.0
250,000-299,999	67	85	-21.2	514	523	-1.7
300,000-399,999	112	59	89.8	626	470	33.2
400,000-499,999	48	29	65.5	279	199	40.2
500,000-549,999	6	6	0.0	53	56	-5.4
550,000-749,999	18	12	50.0	107	76	40.8
750,000-999,999	2	3	-33.3	16	23	-30.4
1,000,000-1,249,999	0	0	0.0	5	3	66.7
1,250,000-1,499,999	0	2	-100.0	2	5	-60.0
1,500,000-1,999,999	0	0	0.0	2	0	N/A
2,000,000-2,999,999	0	0	0.0	0	0	0.0
3,000,000+	0	0	0.0	0	0	0.0
<b>Totals</b>	<b>368</b>	<b>353</b>	<b>4.2</b>	<b>2453</b>	<b>2430</b>	<b>0.9</b>

<b>Pending Listings</b>						
	<b>This Month</b>			<b>Year to Date</b>		
	<b>2018</b>	<b>2017</b>	<b>% Chg</b>	<b>2018</b>	<b>2017</b>	<b>% Chg</b>
0-29,999	0	0	0.0	2	0	N/A
30,000-39,999	0	0	0.0	1	0	N/A
40,000-49,999	0	0	0.0	0	0	0.0
50,000-59,999	0	0	0.0	1	1	0.0
60,000-69,999	0	1	-100.0	2	3	-33.3
70,000-79,999	0	3	-100.0	0	5	-100.0
80,000-89,999	0	2	-100.0	1	9	-88.9
90,000-99,999	1	1	0.0	5	13	-61.5
100,000-119,999	3	2	50.0	19	37	-48.6
120,000-139,999	7	12	-41.7	64	72	-11.1
140,000-159,999	10	8	25.0	55	69	-20.3
160,000-179,999	6	10	-40.0	57	129	-55.8
180,000-199,999	16	25	-36.0	114	255	-55.3
200,000-249,999	69	78	-11.5	540	521	3.6
250,000-299,999	56	77	-27.3	516	566	-8.8
300,000-399,999	78	78	0.0	645	530	21.7
400,000-499,999	35	35	0.0	316	210	50.5
500,000-549,999	8	9	-11.1	55	51	7.8
550,000-749,999	13	6	116.7	116	81	43.2
750,000-999,999	1	2	-50.0	15	22	-31.8
1,000,000-1,249,999	0	0	0.0	8	4	100.0
1,250,000-1,499,999	0	1	-100.0	1	6	-83.3
1,500,000-1,999,999	0	0	0.0	2	1	100.0
2,000,000-2,999,999	0	1	-100.0	1	1	0.0
3,000,000+	0	0	0.0	0	0	0.0
<b>Totals</b>	<b>303</b>	<b>351</b>	<b>-13.7</b>	<b>2536</b>	<b>2586</b>	<b>-1.9</b>

Active Listings	This Month			Year to Date		
	2018	2017	% Chg	2018	2017	% Chg
	0-29,999	0	0	0.0	4	1
30,000-39,999	0	0	0.0	1	0	N/A
40,000-49,999	0	0	0.0	1	0	N/A
50,000-59,999	0	0	0.0	1	1	0.0
60,000-69,999	0	0	0.0	2	3	-33.3
70,000-79,999	0	3	-100.0	0	5	-100.0
80,000-89,999	0	1	-100.0	1	11	-90.9
90,000-99,999	0	1	-100.0	5	19	-73.7
100,000-119,999	3	3	0.0	21	48	-56.2
120,000-139,999	7	10	-30.0	74	90	-17.8
140,000-159,999	8	11	-27.3	65	79	-17.7
160,000-179,999	11	9	22.2	70	159	-56.0
180,000-199,999	17	30	-43.3	135	306	-55.9
200,000-249,999	83	97	-14.4	670	658	1.8
250,000-299,999	120	154	-22.1	706	799	-11.6
300,000-399,999	237	198	19.7	1046	867	20.6
400,000-499,999	126	122	3.3	523	404	29.5
500,000-549,999	20	23	-13.0	97	98	-1.0
550,000-749,999	76	58	31.0	236	180	31.1
750,000-999,999	24	16	50.0	52	44	18.2
1,000,000-1,249,999	9	6	50.0	26	15	73.3
1,250,000-1,499,999	4	4	0.0	12	12	0.0
1,500,000-1,999,999	4	8	-50.0	11	11	0.0
2,000,000-2,999,999	3	5	-40.0	7	6	16.7
3,000,000+	1	0	N/A	1	1	0.0
Totals	753	759	-0.8	3767	3817	-1.3

New Listings	This Month			Year to Date		
	2018	2017	% Chg	2018	2017	% Chg
	0-29,999	2	0	N/A	4	1
30,000-39,999	0	0	0.0	1	0	N/A
40,000-49,999	1	0	N/A	1	0	N/A
50,000-59,999	0	0	0.0	1	0	N/A
60,000-69,999	0	0	0.0	2	3	-33.3
70,000-79,999	0	1	-100.0	0	4	-100.0
80,000-89,999	0	2	-100.0	1	7	-85.7
90,000-99,999	1	0	N/A	5	12	-58.3
100,000-119,999	2	3	-33.3	17	36	-52.8
120,000-139,999	10	11	-9.1	62	80	-22.5
140,000-159,999	9	7	28.6	62	65	-4.6
160,000-179,999	13	15	-13.3	59	136	-56.6
180,000-199,999	12	33	-63.6	121	263	-54.0
200,000-249,999	83	75	10.7	594	563	5.5
250,000-299,999	88	71	23.9	602	667	-9.7
300,000-399,999	113	96	17.7	853	690	23.6
400,000-499,999	54	50	8.0	407	305	33.4
500,000-549,999	8	6	33.3	66	70	-5.7
550,000-749,999	8	13	-38.5	174	125	39.2
750,000-999,999	8	2	300.0	38	26	46.2
1,000,000-1,249,999	4	2	100.0	16	9	77.8
1,250,000-1,499,999	4	0	N/A	8	8	0.0
1,500,000-1,999,999	1	0	N/A	5	8	-37.5
2,000,000-2,999,999	0	1	-100.0	3	6	-50.0
3,000,000+	0	0	0.0	1	1	0.0
Totals	421	388	8.5	3103	3085	0.6