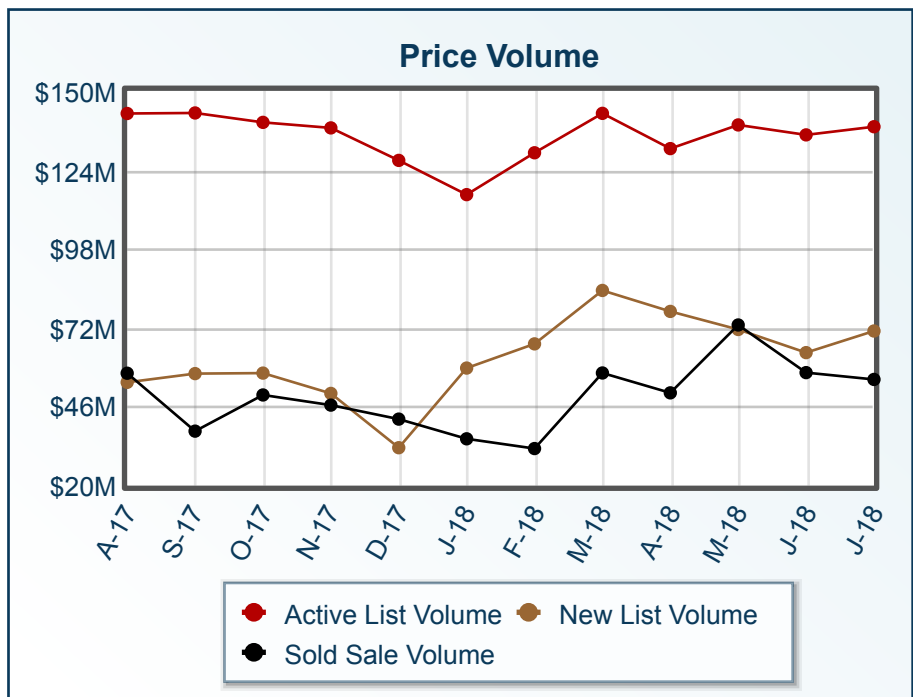
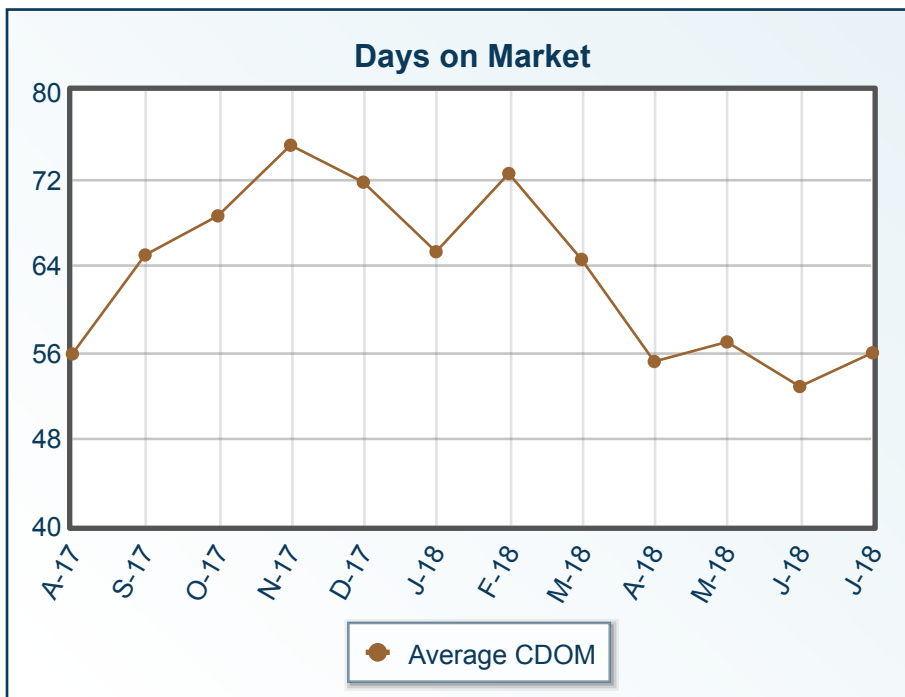
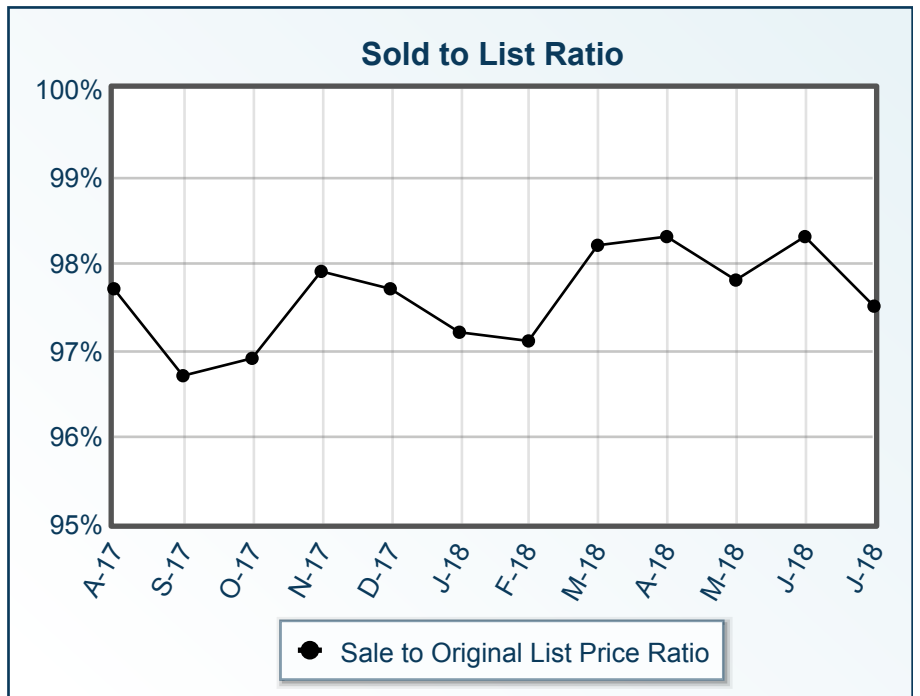
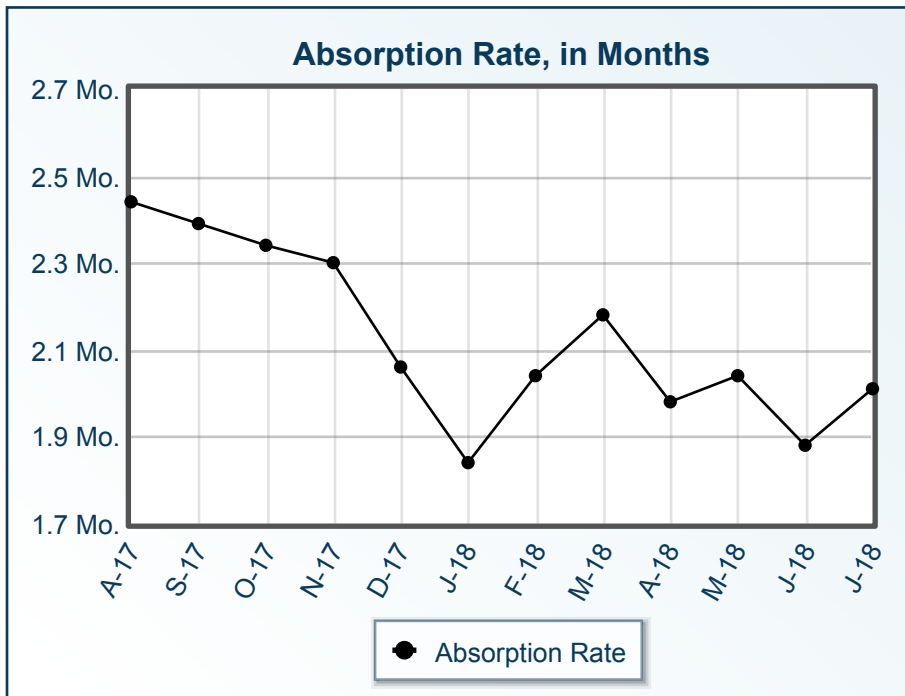
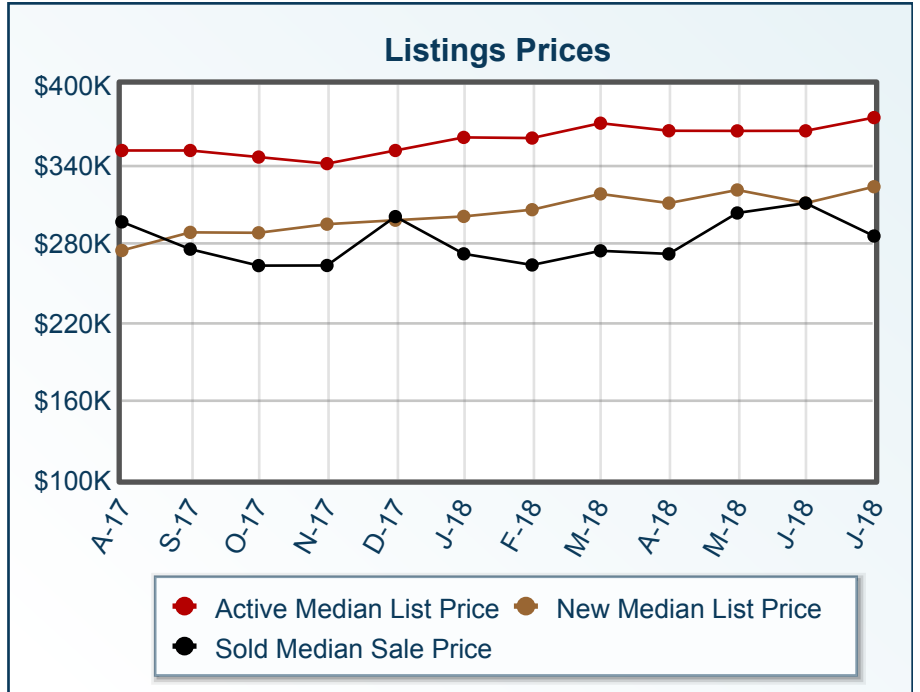
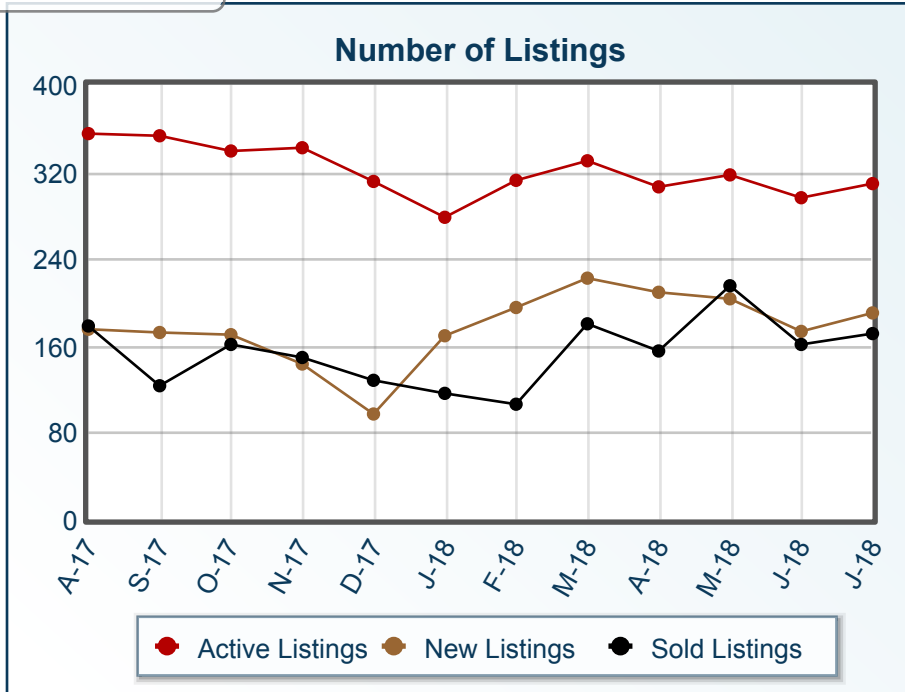


# Market Summary

Queen Creek Residential, July 2018



<b>Summary Statistics</b>						
	<b>Jul-18</b>	<b>Jul-17</b>	<b>% Chg</b>	<b>2018 YTD</b>	<b>2017 YTD</b>	<b>% Chg</b>
Absorption Rate	2.01	2.48	-18.95	2	2.6	-23.08
Average List Price	\$447,244	\$415,933	7.53	\$370,276	\$348,094	6.37
Median List Price	\$375,000	\$373,900	0.29	\$319,995	\$299,999	6.67
Average Sale Price	\$321,441	\$307,997	4.37	\$326,402	\$305,083	6.99
Median Sale Price	\$285,000	\$268,450	6.17	\$285,000	\$264,650	7.69
Average CDOM	55	59	-6.78	56	65	-13.85
Median CDOM	35	44	-20.45	42	46	-8.70

	<b>Sold Listings</b>			<b>Year to Date</b>		
	<b>This Month</b>			<b>Year to Date</b>		
	<b>2018</b>	<b>2017</b>	<b>% Chg</b>	<b>2018</b>	<b>2017</b>	<b>% Chg</b>
0-29,999	0	0	0.0	0	0	0.0
30,000-39,999	0	0	0.0	0	0	0.0
40,000-49,999	0	0	0.0	0	0	0.0
50,000-59,999	0	0	0.0	0	0	0.0
60,000-69,999	0	0	0.0	0	0	0.0
70,000-79,999	0	0	0.0	1	0	N/A
80,000-89,999	0	0	0.0	0	0	0.0
90,000-99,999	0	0	0.0	0	0	0.0
100,000-119,999	0	0	0.0	1	2	-50.0
120,000-139,999	0	0	0.0	1	2	-50.0
140,000-159,999	0	1	-100.0	2	25	-92.0
160,000-179,999	4	11	-63.6	38	90	-57.8
180,000-199,999	8	18	-55.6	60	98	-38.8
200,000-249,999	42	43	-2.3	276	256	7.8
250,000-299,999	42	36	16.7	229	170	34.7
300,000-399,999	33	31	6.5	229	238	-3.8
400,000-499,999	25	25	0.0	162	114	42.1
500,000-549,999	9	0	N/A	43	26	65.4
550,000-749,999	8	8	0.0	49	38	28.9
750,000-999,999	0	2	-100.0	9	12	-25.0
1,000,000-1,249,999	0	1	-100.0	2	3	-33.3
1,250,000-1,499,999	0	0	0.0	2	1	100.0
1,500,000-1,999,999	0	0	0.0	0	1	-100.0
2,000,000-2,999,999	0	0	0.0	0	0	0.0
3,000,000+	0	0	0.0	0	0	0.0
<b>Totals</b>	<b>171</b>	<b>176</b>	<b>-2.8</b>	<b>1104</b>	<b>1076</b>	<b>2.6</b>

	<b>Pending Listings</b>					
	<b>This Month</b>			<b>Year to Date</b>		
	<b>2018</b>	<b>2017</b>	<b>% Chg</b>	<b>2018</b>	<b>2017</b>	<b>% Chg</b>
0-29,999	0	0	0.0	0	0	0.0
30,000-39,999	0	0	0.0	0	0	0.0
40,000-49,999	0	0	0.0	0	0	0.0
50,000-59,999	0	0	0.0	0	0	0.0
60,000-69,999	0	0	0.0	0	0	0.0
70,000-79,999	0	0	0.0	0	0	0.0
80,000-89,999	0	0	0.0	0	0	0.0
90,000-99,999	0	0	0.0	1	0	N/A
100,000-119,999	0	0	0.0	0	1	-100.0
120,000-139,999	0	0	0.0	0	2	-100.0
140,000-159,999	0	2	-100.0	3	18	-83.3
160,000-179,999	1	6	-83.3	22	80	-72.5
180,000-199,999	5	8	-37.5	59	105	-43.8
200,000-249,999	35	38	-7.9	288	270	6.7
250,000-299,999	26	28	-7.1	233	184	26.6
300,000-399,999	37	36	2.8	239	258	-7.4
400,000-499,999	10	23	-56.5	169	142	19.0
500,000-549,999	10	4	150.0	47	25	88.0
550,000-749,999	9	6	50.0	53	49	8.2
750,000-999,999	3	1	200.0	18	16	12.5
1,000,000-1,249,999	1	1	0.0	4	4	0.0
1,250,000-1,499,999	0	0	0.0	0	1	-100.0
1,500,000-1,999,999	0	0	0.0	2	1	100.0
2,000,000-2,999,999	0	0	0.0	0	0	0.0
3,000,000+	0	0	0.0	0	0	0.0
<b>Totals</b>	<b>137</b>	<b>153</b>	<b>-10.5</b>	<b>1138</b>	<b>1156</b>	<b>-1.6</b>

Active Listings	This Month			Year to Date		
	2018	2017	% Chg	2018	2017	% Chg
	0-29,999	0	0	0.0	0	0
30,000-39,999	0	0	0.0	0	0	0.0
40,000-49,999	0	0	0.0	0	0	0.0
50,000-59,999	0	0	0.0	0	0	0.0
60,000-69,999	0	0	0.0	0	0	0.0
70,000-79,999	0	0	0.0	0	0	0.0
80,000-89,999	0	0	0.0	0	0	0.0
90,000-99,999	0	0	0.0	1	1	0.0
100,000-119,999	1	0	N/A	1	1	0.0
120,000-139,999	0	3	-100.0	1	6	-83.3
140,000-159,999	2	1	100.0	5	22	-77.3
160,000-179,999	0	8	-100.0	26	96	-72.9
180,000-199,999	3	13	-76.9	67	131	-48.9
200,000-249,999	54	57	-5.3	359	365	-1.6
250,000-299,999	37	42	-11.9	290	256	13.3
300,000-399,999	74	86	-14.0	375	398	-5.8
400,000-499,999	52	73	-28.8	270	253	6.7
500,000-549,999	25	15	66.7	78	58	34.5
550,000-749,999	31	31	0.0	111	104	6.7
750,000-999,999	19	14	35.7	44	40	10.0
1,000,000-1,249,999	3	5	-40.0	9	14	-35.7
1,250,000-1,499,999	3	2	50.0	5	3	66.7
1,500,000-1,999,999	3	4	-25.0	6	6	0.0
2,000,000-2,999,999	2	0	N/A	2	0	N/A
3,000,000+	0	0	0.0	0	0	0.0
Totals	309	354	-12.7	1650	1754	-5.9

New Listings	This Month			Year to Date		
	2018	2017	% Chg	2018	2017	% Chg
	0-29,999	0	0	0.0	0	0
30,000-39,999	0	0	0.0	0	0	0.0
40,000-49,999	0	0	0.0	0	0	0.0
50,000-59,999	0	0	0.0	0	0	0.0
60,000-69,999	0	0	0.0	0	0	0.0
70,000-79,999	0	0	0.0	0	0	0.0
80,000-89,999	0	0	0.0	0	0	0.0
90,000-99,999	0	1	-100.0	0	1	-100.0
100,000-119,999	0	0	0.0	1	0	N/A
120,000-139,999	0	2	-100.0	0	6	-100.0
140,000-159,999	1	4	-75.0	4	18	-77.8
160,000-179,999	1	14	-92.9	19	80	-76.2
180,000-199,999	4	13	-69.2	56	115	-51.3
200,000-249,999	43	59	-27.1	307	325	-5.5
250,000-299,999	38	26	46.2	251	210	19.5
300,000-399,999	33	33	0.0	311	301	3.3
400,000-499,999	31	25	24.0	215	189	13.8
500,000-549,999	20	7	185.7	64	47	36.2
550,000-749,999	14	7	100.0	87	79	10.1
750,000-999,999	3	3	0.0	31	30	3.3
1,000,000-1,249,999	1	1	0.0	6	8	-25.0
1,250,000-1,499,999	1	0	N/A	4	3	33.3
1,500,000-1,999,999	0	0	0.0	4	5	-20.0
2,000,000-2,999,999	0	0	0.0	1	0	N/A
3,000,000+	0	0	0.0	0	0	0.0
Totals	190	195	-2.6	1361	1417	-4.0