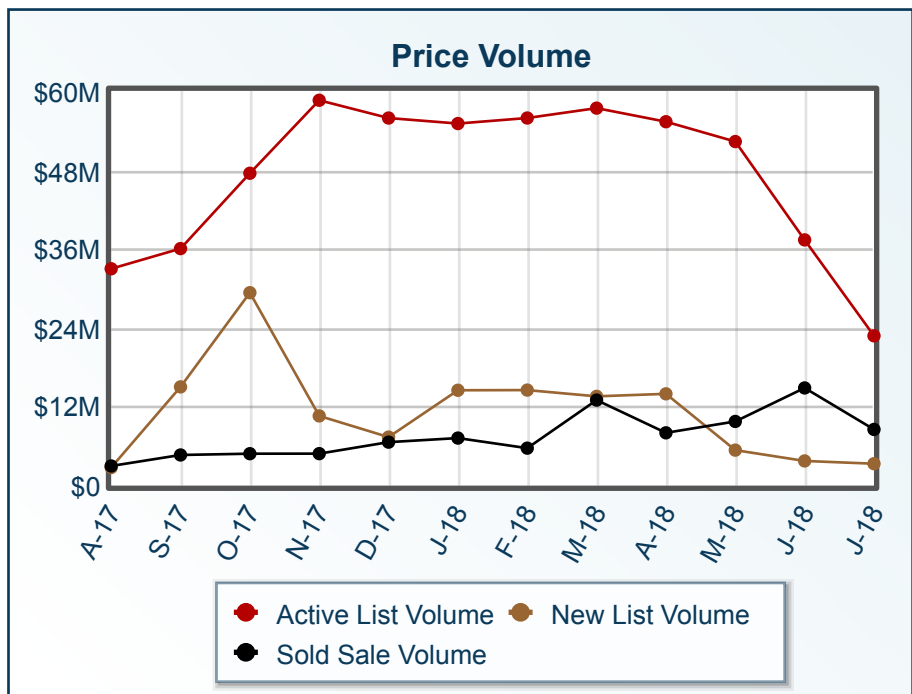
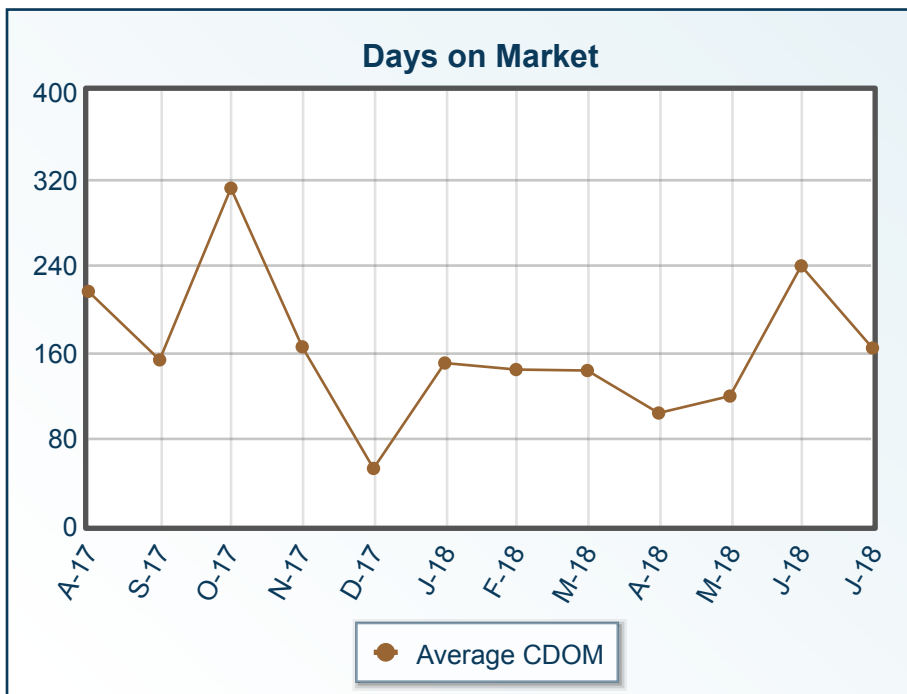
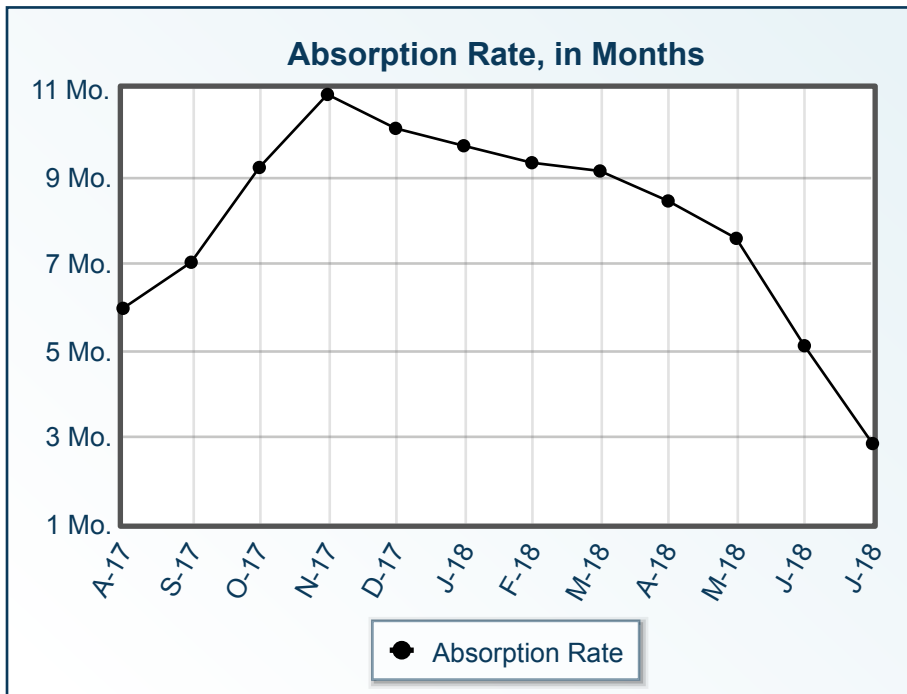
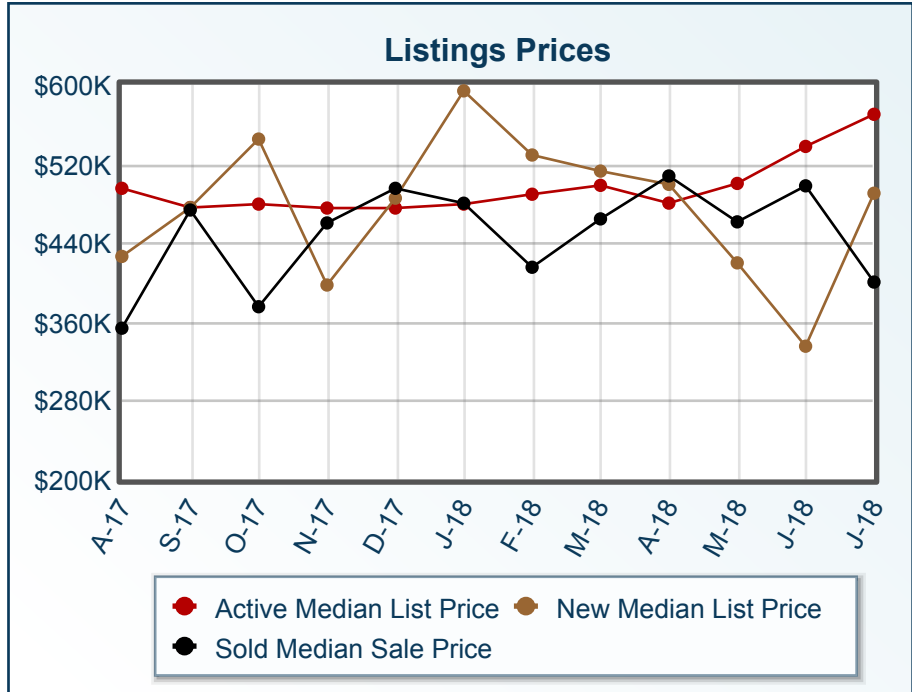
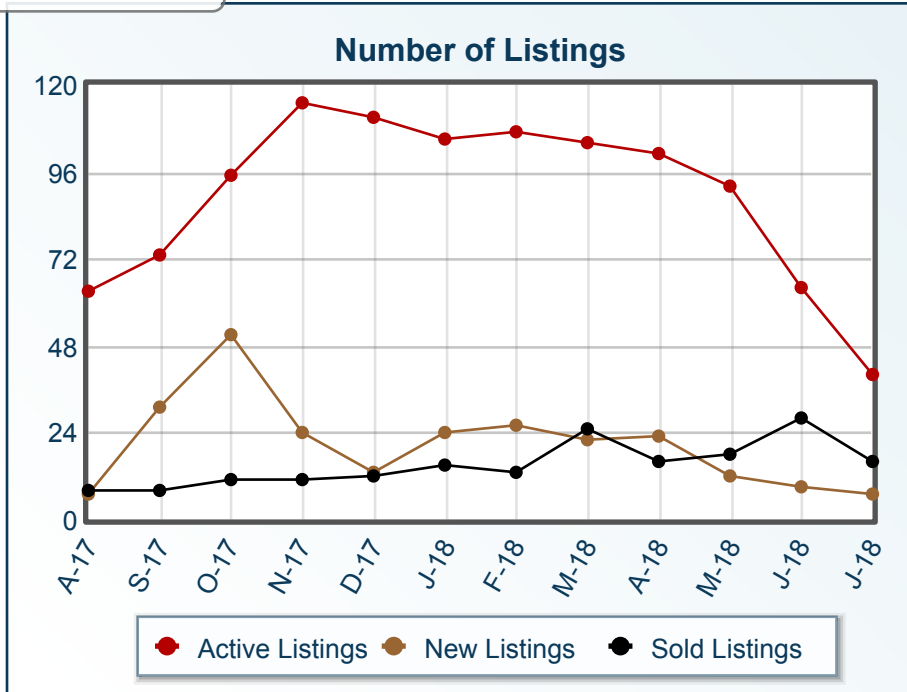


Market Summary

Rio Verde Residential, July 2018



Summary Statistics						
	Jul-18	Jul-17	% Chg	2018 YTD	2017 YTD	% Chg
Absorption Rate	2.84	6.77	-58.05	7.43	10.27	-27.65
Average List Price	\$569,312	\$531,350	7.14	\$537,797	\$501,677	7.20
Median List Price	\$570,000	\$495,000	15.15	\$489,000	\$475,000	2.95
Average Sale Price	\$533,750	\$363,750	46.74	\$512,074	\$410,123	24.86
Median Sale Price	\$400,000	\$392,500	1.91	\$470,000	\$402,500	16.77
Average CDOM	163	304	-46.38	133	133	0.00
Median CDOM	108	202	-46.53	96	110	-12.73

Sold Listings						
	This Month			Year to Date		
	2018	2017	% Chg	2018	2017	% Chg
0-29,999	0	0	0.0	0	0	0.0
30,000-39,999	0	0	0.0	0	0	0.0
40,000-49,999	0	0	0.0	0	0	0.0
50,000-59,999	0	0	0.0	0	0	0.0
60,000-69,999	0	0	0.0	0	0	0.0
70,000-79,999	0	0	0.0	0	0	0.0
80,000-89,999	0	0	0.0	0	0	0.0
90,000-99,999	0	0	0.0	0	0	0.0
100,000-119,999	0	0	0.0	0	0	0.0
120,000-139,999	0	0	0.0	0	0	0.0
140,000-159,999	0	0	0.0	0	0	0.0
160,000-179,999	0	0	0.0	0	0	0.0
180,000-199,999	0	0	0.0	1	3	-66.7
200,000-249,999	2	1	100.0	8	10	-20.0
250,000-299,999	1	0	N/A	6	10	-40.0
300,000-399,999	5	1	400.0	30	14	114.3
400,000-499,999	2	2	0.0	31	23	34.8
500,000-549,999	1	0	N/A	12	8	50.0
550,000-749,999	2	0	N/A	26	9	188.9
750,000-999,999	2	0	N/A	10	3	233.3
1,000,000-1,249,999	0	0	0.0	4	0	N/A
1,250,000-1,499,999	1	0	N/A	3	0	N/A
1,500,000-1,999,999	0	0	0.0	0	0	0.0
2,000,000-2,999,999	0	0	0.0	0	0	0.0
3,000,000+	0	0	0.0	0	0	0.0
Totals	16	4	300.0	131	80	63.8

Pending Listings						
	This Month			Year to Date		
	2018	2017	% Chg	2018	2017	% Chg
0-29,999	0	0	0.0	0	0	0.0
30,000-39,999	0	0	0.0	0	0	0.0
40,000-49,999	0	0	0.0	0	0	0.0
50,000-59,999	0	0	0.0	0	0	0.0
60,000-69,999	0	0	0.0	0	0	0.0
70,000-79,999	0	0	0.0	0	0	0.0
80,000-89,999	0	0	0.0	0	0	0.0
90,000-99,999	0	0	0.0	0	0	0.0
100,000-119,999	0	0	0.0	0	0	0.0
120,000-139,999	0	0	0.0	0	0	0.0
140,000-159,999	0	0	0.0	0	0	0.0
160,000-179,999	0	0	0.0	0	0	0.0
180,000-199,999	0	0	0.0	1	2	-50.0
200,000-249,999	0	1	-100.0	6	9	-33.3
250,000-299,999	1	1	0.0	7	10	-30.0
300,000-399,999	3	2	50.0	30	14	114.3
400,000-499,999	2	0	N/A	24	24	0.0
500,000-549,999	0	1	-100.0	10	7	42.9
550,000-749,999	0	2	-100.0	22	12	83.3
750,000-999,999	0	0	0.0	9	4	125.0
1,000,000-1,249,999	0	0	0.0	4	0	N/A
1,250,000-1,499,999	0	0	0.0	3	0	N/A
1,500,000-1,999,999	1	1	0.0	1	1	0.0
2,000,000-2,999,999	0	0	0.0	0	0	0.0
3,000,000+	0	0	0.0	0	0	0.0
Totals	7	8	-12.5	117	83	41.0

Active Listings	This Month			Year to Date		
	2018	2017	% Chg	2018	2017	% Chg
	0-29,999	0	0	0.0	0	0
30,000-39,999	0	0	0.0	0	0	0.0
40,000-49,999	0	0	0.0	0	0	0.0
50,000-59,999	0	0	0.0	0	0	0.0
60,000-69,999	0	0	0.0	0	0	0.0
70,000-79,999	0	0	0.0	0	0	0.0
80,000-89,999	0	0	0.0	0	0	0.0
90,000-99,999	0	0	0.0	0	0	0.0
100,000-119,999	0	0	0.0	0	0	0.0
120,000-139,999	0	0	0.0	0	0	0.0
140,000-159,999	0	0	0.0	0	0	0.0
160,000-179,999	0	1	-100.0	0	1	-100.0
180,000-199,999	0	0	0.0	1	3	-66.7
200,000-249,999	2	6	-66.7	10	17	-41.2
250,000-299,999	2	4	-50.0	15	21	-28.6
300,000-399,999	8	12	-33.3	51	36	41.7
400,000-499,999	5	19	-73.7	47	68	-30.9
500,000-549,999	2	4	-50.0	17	17	0.0
550,000-749,999	13	21	-38.1	47	60	-21.7
750,000-999,999	7	5	40.0	23	15	53.3
1,000,000-1,249,999	1	0	N/A	8	2	300.0
1,250,000-1,499,999	0	2	-100.0	3	3	0.0
1,500,000-1,999,999	0	1	-100.0	1	1	0.0
2,000,000-2,999,999	0	0	0.0	0	0	0.0
3,000,000+	0	0	0.0	0	0	0.0
Totals	40	75	-46.7	223	244	-8.6

New Listings	This Month			Year to Date		
	2018	2017	% Chg	2018	2017	% Chg
	0-29,999	0	0	0.0	0	0
30,000-39,999	0	0	0.0	0	0	0.0
40,000-49,999	0	0	0.0	0	0	0.0
50,000-59,999	0	0	0.0	0	0	0.0
60,000-69,999	0	0	0.0	0	0	0.0
70,000-79,999	0	0	0.0	0	0	0.0
80,000-89,999	0	0	0.0	0	0	0.0
90,000-99,999	0	0	0.0	0	0	0.0
100,000-119,999	0	0	0.0	0	0	0.0
120,000-139,999	0	0	0.0	0	0	0.0
140,000-159,999	0	0	0.0	0	0	0.0
160,000-179,999	0	0	0.0	0	1	-100.0
180,000-199,999	0	0	0.0	1	0	N/A
200,000-249,999	0	0	0.0	5	8	-37.5
250,000-299,999	1	0	N/A	6	11	-45.5
300,000-399,999	2	1	100.0	31	18	72.2
400,000-499,999	2	2	0.0	22	41	-46.3
500,000-549,999	0	0	0.0	11	9	22.2
550,000-749,999	1	2	-50.0	21	28	-25.0
750,000-999,999	1	0	N/A	17	8	112.5
1,000,000-1,249,999	0	1	-100.0	7	2	250.0
1,250,000-1,499,999	0	1	-100.0	1	2	-50.0
1,500,000-1,999,999	0	1	-100.0	1	1	0.0
2,000,000-2,999,999	0	0	0.0	0	0	0.0
3,000,000+	0	0	0.0	0	0	0.0
Totals	7	8	-12.5	123	129	-4.7