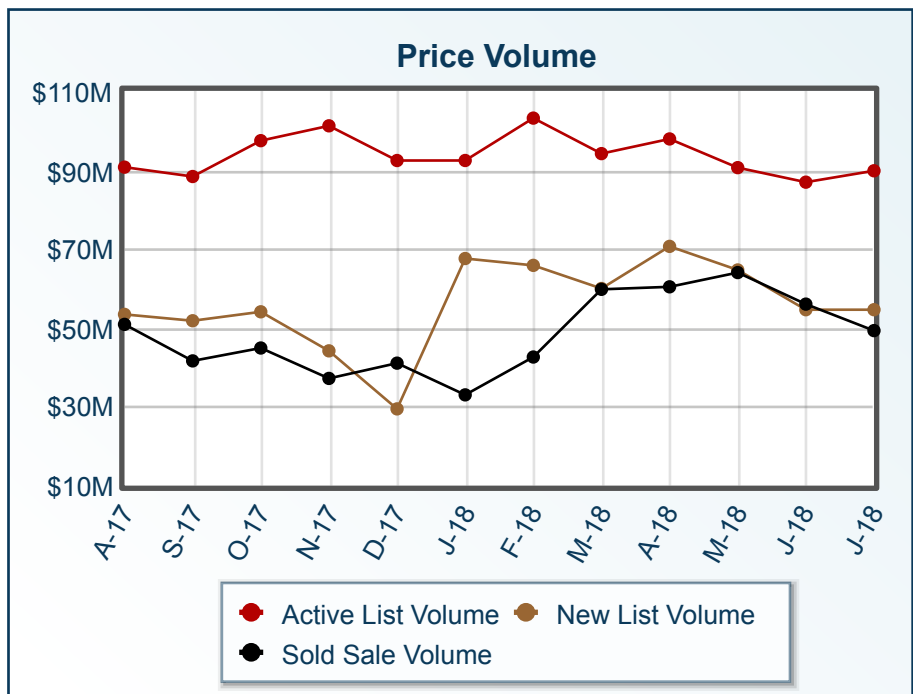
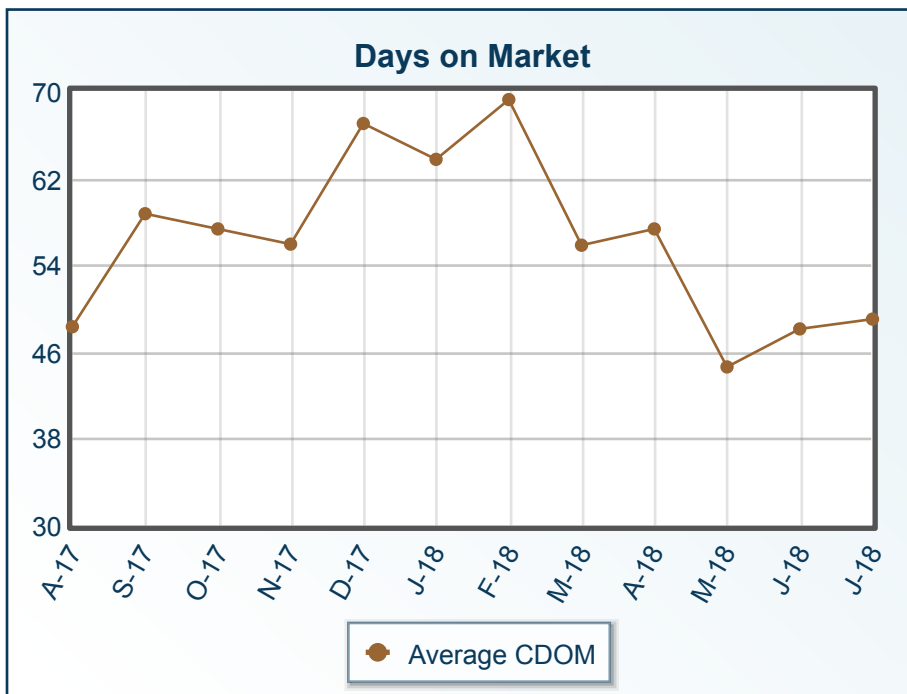
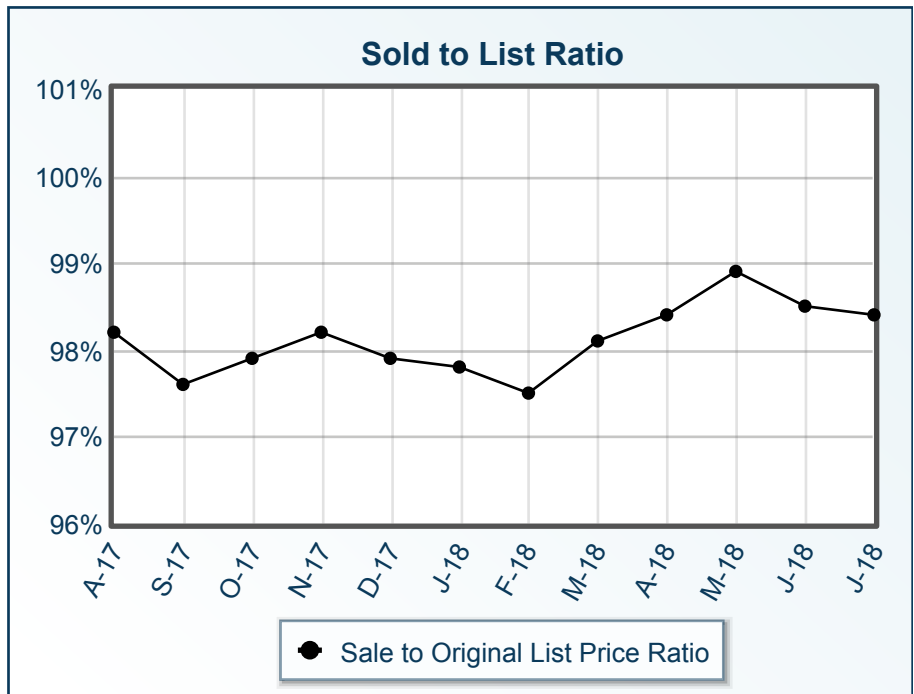
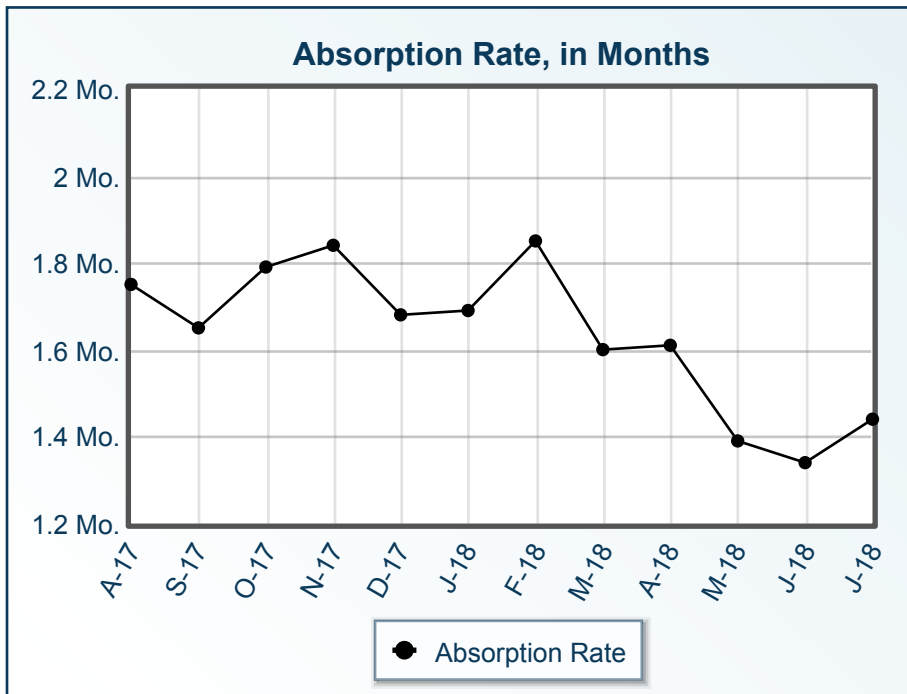
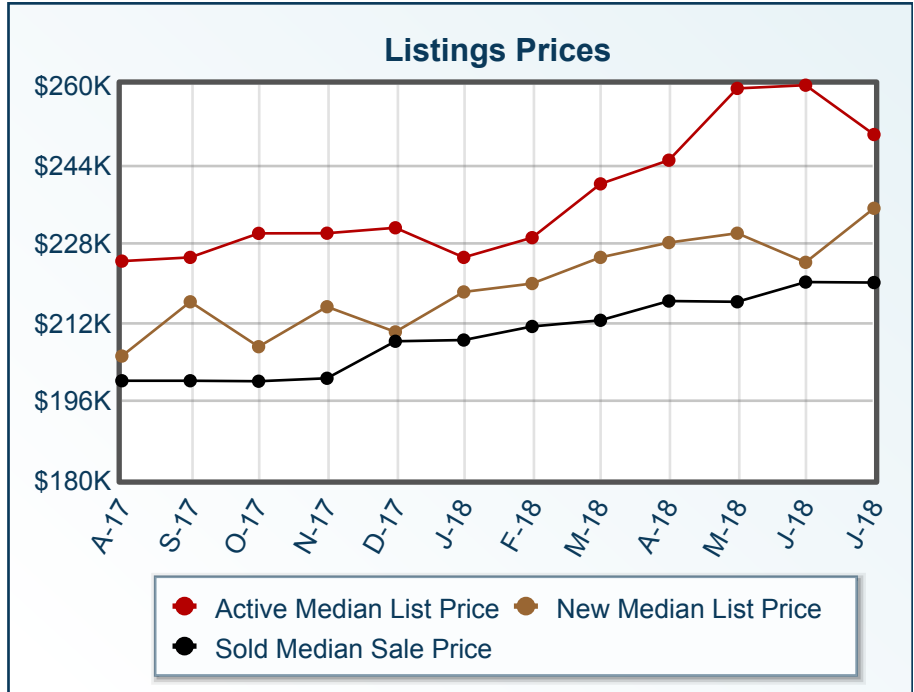
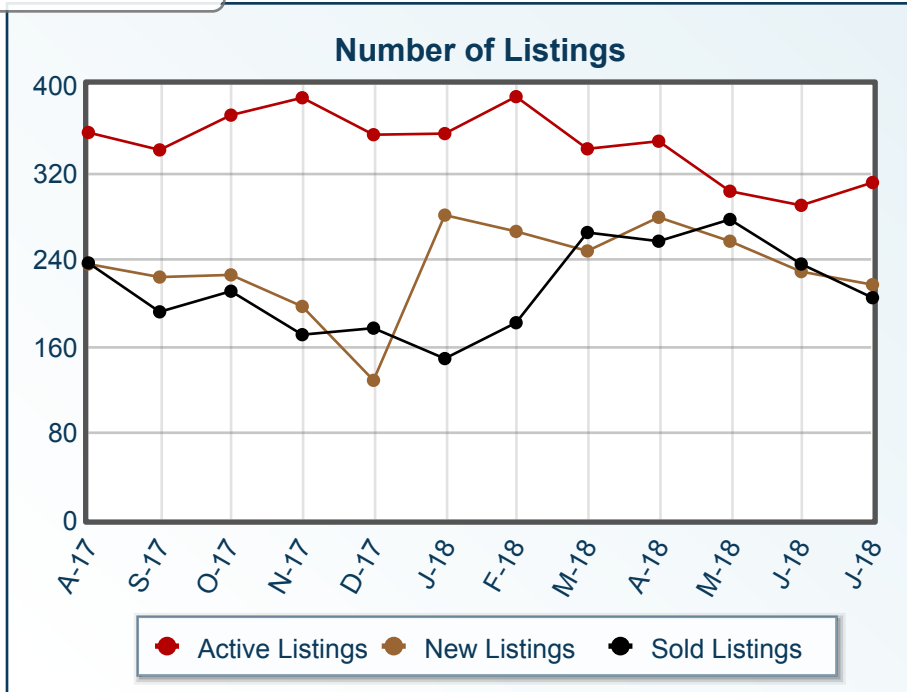


Market Summary

San Tan Valley Residential, July 2018



Summary Statistics						
	Jul-18	Jul-17	% Chg	2018 YTD	2017 YTD	% Chg
Absorption Rate	1.44	1.71	-15.79	1.56	2.01	-22.39
Average List Price	\$289,557	\$258,297	12.10	\$249,848	\$224,564	11.26
Median List Price	\$249,900	\$226,222	10.47	\$225,000	\$200,990	11.95
Average Sale Price	\$241,505	\$220,524	9.51	\$233,296	\$209,941	11.12
Median Sale Price	\$219,900	\$202,945	8.35	\$215,348	\$194,000	11.00
Average CDOM	49	55	-10.91	51	56	-8.93
Median CDOM	35	41	-14.63	37	41	-9.76

Sold Listings						
	This Month			Year to Date		
	2018	2017	% Chg	2018	2017	% Chg
0-29,999	0	0	0.0	0	0	0.0
30,000-39,999	0	0	0.0	0	0	0.0
40,000-49,999	0	0	0.0	2	0	N/A
50,000-59,999	0	0	0.0	0	0	0.0
60,000-69,999	0	0	0.0	0	0	0.0
70,000-79,999	0	0	0.0	1	0	N/A
80,000-89,999	1	1	0.0	1	2	-50.0
90,000-99,999	0	1	-100.0	0	8	-100.0
100,000-119,999	0	2	-100.0	5	8	-37.5
120,000-139,999	0	4	-100.0	3	20	-85.0
140,000-159,999	1	15	-93.3	30	162	-81.5
160,000-179,999	14	46	-69.6	180	342	-47.4
180,000-199,999	34	40	-15.0	300	316	-5.1
200,000-249,999	87	69	26.1	625	415	50.6
250,000-299,999	40	37	8.1	244	155	57.4
300,000-399,999	20	10	100.0	111	74	50.0
400,000-499,999	5	8	-37.5	49	25	96.0
500,000-549,999	1	0	N/A	5	1	400.0
550,000-749,999	1	1	0.0	8	5	60.0
750,000-999,999	0	0	0.0	0	2	-100.0
1,000,000-1,249,999	0	0	0.0	0	0	0.0
1,250,000-1,499,999	0	0	0.0	0	0	0.0
1,500,000-1,999,999	0	0	0.0	0	0	0.0
2,000,000-2,999,999	0	0	0.0	0	0	0.0
3,000,000+	0	0	0.0	0	0	0.0
Totals	204	234	-12.8	1564	1535	1.9

Pending Listings						
	This Month			Year to Date		
	2018	2017	% Chg	2018	2017	% Chg
0-29,999	0	0	0.0	0	0	0.0
30,000-39,999	0	0	0.0	1	0	N/A
40,000-49,999	0	0	0.0	1	0	N/A
50,000-59,999	0	0	0.0	1	0	N/A
60,000-69,999	1	0	N/A	1	0	N/A
70,000-79,999	0	0	0.0	1	0	N/A
80,000-89,999	0	0	0.0	1	0	N/A
90,000-99,999	0	0	0.0	0	7	-100.0
100,000-119,999	1	2	-50.0	5	10	-50.0
120,000-139,999	0	3	-100.0	1	14	-92.9
140,000-159,999	0	12	-100.0	25	144	-82.6
160,000-179,999	9	40	-77.5	170	345	-50.7
180,000-199,999	22	43	-48.8	294	350	-16.0
200,000-249,999	84	55	52.7	650	442	47.1
250,000-299,999	27	38	-28.9	256	189	35.4
300,000-399,999	20	11	81.8	133	90	47.8
400,000-499,999	6	4	50.0	55	29	89.7
500,000-549,999	1	0	N/A	3	0	N/A
550,000-749,999	0	2	-100.0	8	8	0.0
750,000-999,999	1	0	N/A	2	2	0.0
1,000,000-1,249,999	0	0	0.0	0	0	0.0
1,250,000-1,499,999	0	0	0.0	0	0	0.0
1,500,000-1,999,999	0	0	0.0	0	0	0.0
2,000,000-2,999,999	0	0	0.0	0	0	0.0
3,000,000+	0	0	0.0	0	0	0.0
Totals	172	210	-18.1	1608	1630	-1.3

Active Listings	This Month			Year to Date		
	2018	2017	% Chg	2018	2017	% Chg
	0-29,999	0	0	0.0	0	0
30,000-39,999	0	0	0.0	1	0	N/A
40,000-49,999	0	0	0.0	1	0	N/A
50,000-59,999	0	0	0.0	1	0	N/A
60,000-69,999	0	0	0.0	2	0	N/A
70,000-79,999	1	0	N/A	3	0	N/A
80,000-89,999	0	0	0.0	1	0	N/A
90,000-99,999	0	0	0.0	0	7	-100.0
100,000-119,999	3	2	50.0	7	15	-53.3
120,000-139,999	0	0	0.0	1	15	-93.3
140,000-159,999	0	6	-100.0	26	162	-84.0
160,000-179,999	10	51	-80.4	190	418	-54.5
180,000-199,999	30	61	-50.8	344	446	-22.9
200,000-249,999	113	92	22.8	818	612	33.7
250,000-299,999	64	63	1.6	371	270	37.4
300,000-399,999	50	45	11.1	208	153	35.9
400,000-499,999	24	15	60.0	86	48	79.2
500,000-549,999	3	1	200.0	11	1	1000.0
550,000-749,999	6	9	-33.3	22	20	10.0
750,000-999,999	4	3	33.3	6	6	0.0
1,000,000-1,249,999	2	0	N/A	2	0	N/A
1,250,000-1,499,999	0	0	0.0	0	0	0.0
1,500,000-1,999,999	0	0	0.0	0	0	0.0
2,000,000-2,999,999	0	0	0.0	0	0	0.0
3,000,000+	0	0	0.0	0	0	0.0
Totals	310	348	-10.9	2101	2173	-3.3

New Listings	This Month			Year to Date		
	2018	2017	% Chg	2018	2017	% Chg
	0-29,999	0	0	0.0	0	0
30,000-39,999	0	0	0.0	1	0	N/A
40,000-49,999	0	0	0.0	1	0	N/A
50,000-59,999	0	0	0.0	0	0	0.0
60,000-69,999	1	0	N/A	2	0	N/A
70,000-79,999	0	0	0.0	2	0	N/A
80,000-89,999	0	0	0.0	1	0	N/A
90,000-99,999	0	0	0.0	0	7	-100.0
100,000-119,999	1	1	0.0	6	11	-45.5
120,000-139,999	0	2	-100.0	1	11	-90.9
140,000-159,999	0	9	-100.0	21	129	-83.7
160,000-179,999	14	42	-66.7	149	357	-58.3
180,000-199,999	23	60	-61.7	298	376	-20.7
200,000-249,999	100	72	38.9	714	509	40.3
250,000-299,999	44	26	69.2	310	217	42.9
300,000-399,999	23	7	228.6	171	97	76.3
400,000-499,999	6	4	50.0	64	34	88.2
500,000-549,999	1	0	N/A	9	1	800.0
550,000-749,999	2	1	100.0	12	8	50.0
750,000-999,999	1	0	N/A	6	4	50.0
1,000,000-1,249,999	0	0	0.0	2	0	N/A
1,250,000-1,499,999	0	0	0.0	0	0	0.0
1,500,000-1,999,999	0	0	0.0	0	0	0.0
2,000,000-2,999,999	0	0	0.0	0	0	0.0
3,000,000+	0	0	0.0	0	0	0.0
Totals	216	224	-3.6	1770	1761	0.5