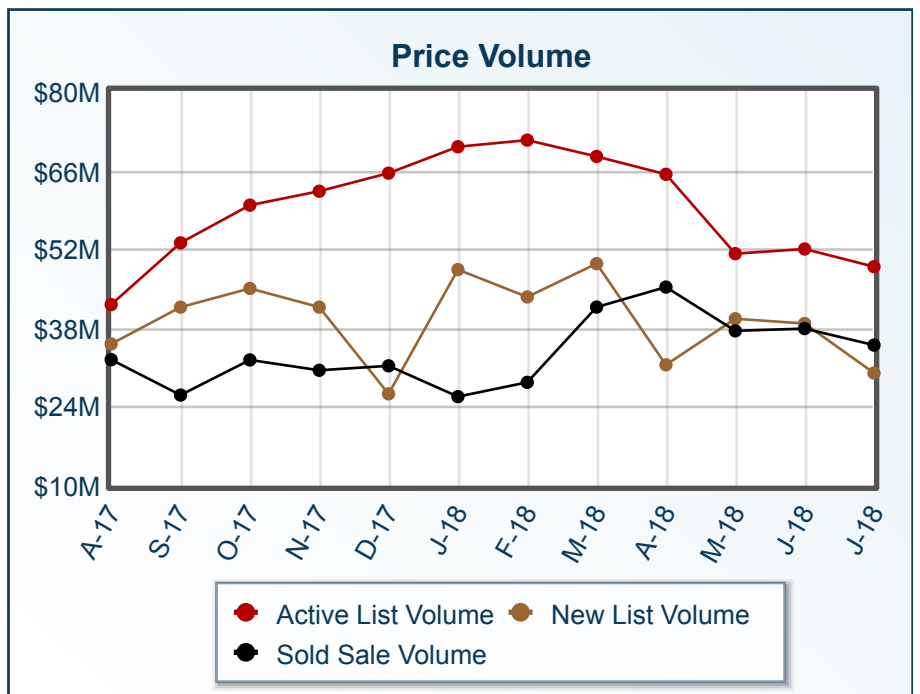
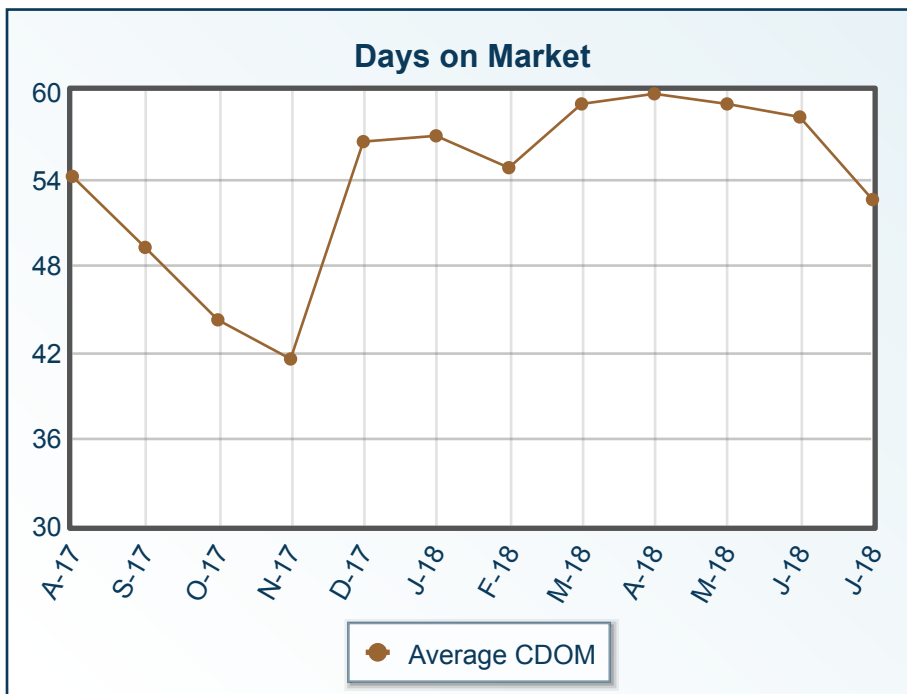
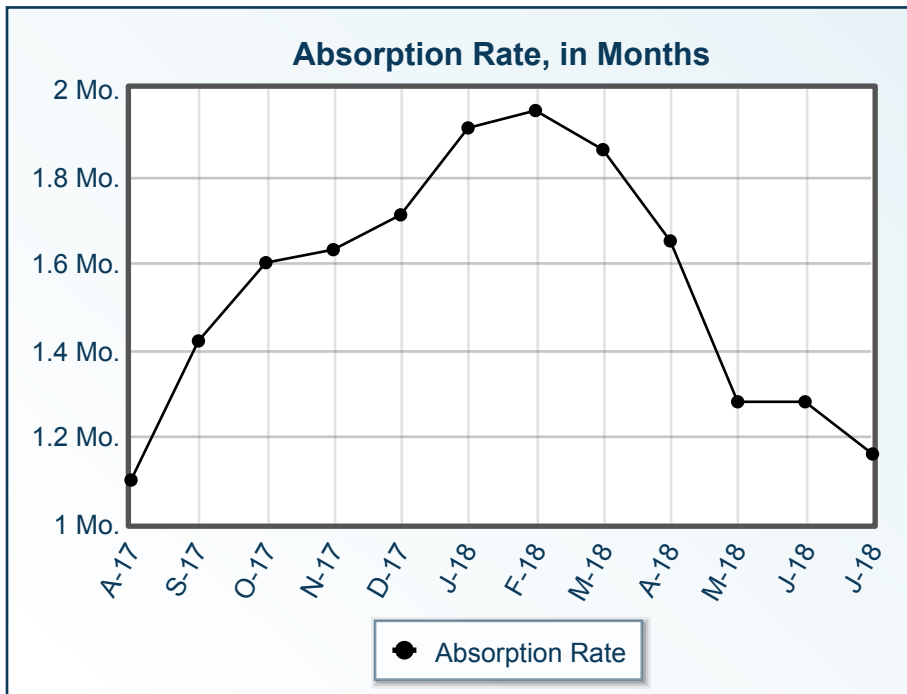
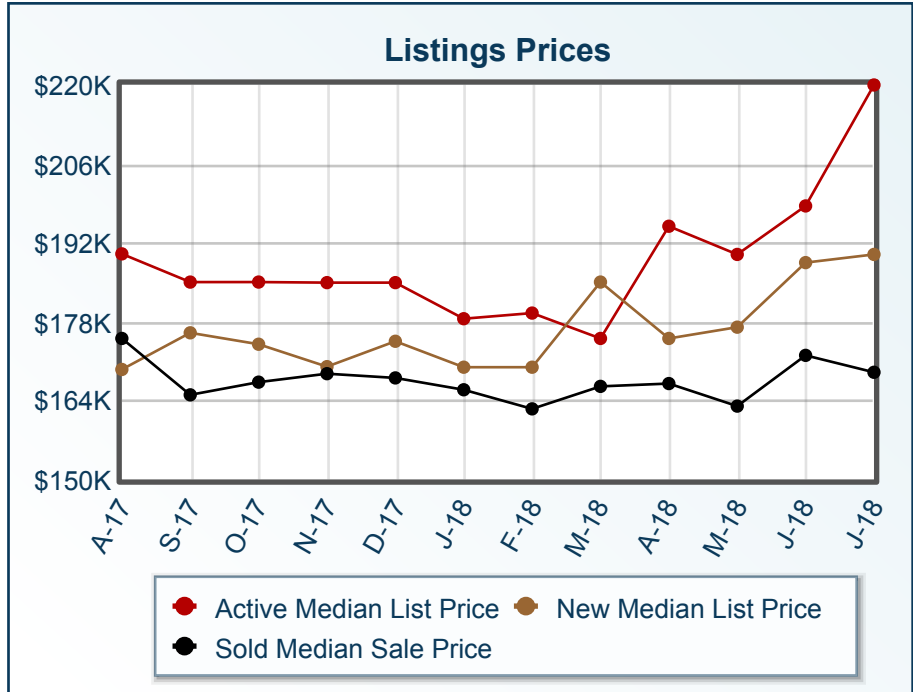
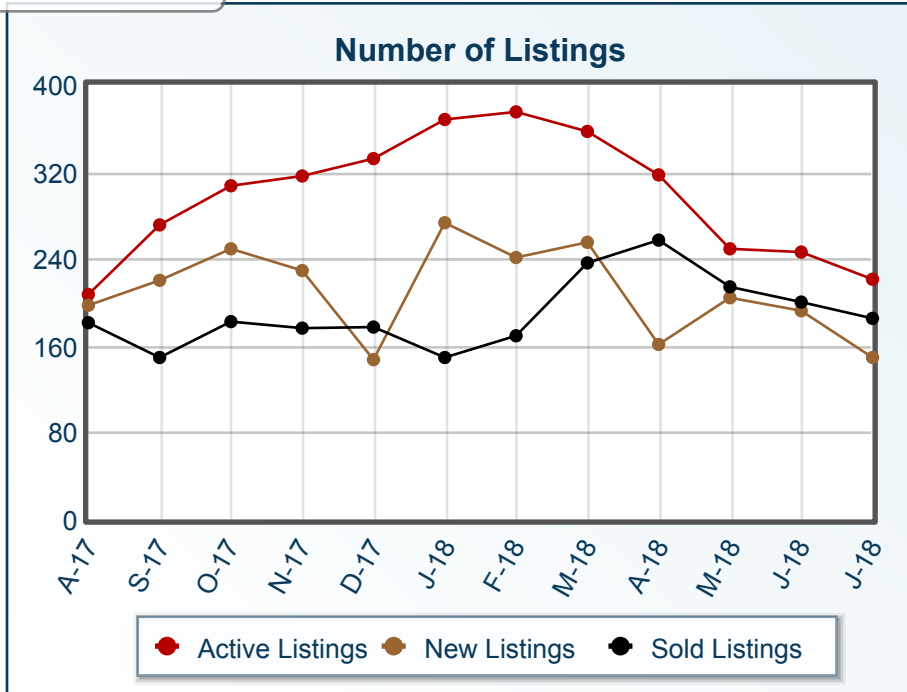


# Market Summary

Sun City Residential, July 2018



| <b>Summary Statistics</b> |               |               |              |                 |                 |              |
|---------------------------|---------------|---------------|--------------|-----------------|-----------------|--------------|
|                           | <b>Jul-18</b> | <b>Jul-17</b> | <b>% Chg</b> | <b>2018 YTD</b> | <b>2017 YTD</b> | <b>% Chg</b> |
| Absorption Rate           | 1.16          | 1.29          | -10.08       | 1.58            | 1.91            | -17.28       |
| Average List Price        | \$220,917     | \$199,844     | 10.54        | \$191,032       | \$181,240       | 5.40         |
| Median List Price         | \$219,950     | \$188,500     | 16.68        | \$178,900       | \$169,900       | 5.30         |
| Average Sale Price        | \$188,750     | \$171,599     | 9.99         | \$178,140       | \$167,704       | 6.22         |
| Median Sale Price         | \$169,000     | \$164,750     | 2.58         | \$167,000       | \$159,000       | 5.03         |
| Average CDOM              | 52            | 53            | -1.89        | 54              | 56              | -3.57        |
| Median CDOM               | 39            | 39            | 0.00         | 40              | 42              | -4.76        |

|                     | <b>Sold Listings</b> |             |              | <b>Year to Date</b> |             |              |
|---------------------|----------------------|-------------|--------------|---------------------|-------------|--------------|
|                     | <b>This Month</b>    |             |              | <b>Year to Date</b> |             |              |
|                     | <b>2018</b>          | <b>2017</b> | <b>% Chg</b> | <b>2018</b>         | <b>2017</b> | <b>% Chg</b> |
| 0-29,999            | 0                    | 0           | 0.0          | 1                   | 0           | N/A          |
| 30,000-39,999       | 0                    | 0           | 0.0          | 0                   | 1           | -100.0       |
| 40,000-49,999       | 0                    | 0           | 0.0          | 3                   | 2           | 50.0         |
| 50,000-59,999       | 0                    | 0           | 0.0          | 3                   | 4           | -25.0        |
| 60,000-69,999       | 0                    | 1           | -100.0       | 6                   | 14          | -57.1        |
| 70,000-79,999       | 1                    | 4           | -75.0        | 16                  | 39          | -59.0        |
| 80,000-89,999       | 0                    | 13          | -100.0       | 21                  | 68          | -69.1        |
| 90,000-99,999       | 4                    | 5           | -20.0        | 39                  | 48          | -18.7        |
| 100,000-119,999     | 15                   | 11          | 36.4         | 105                 | 116         | -9.5         |
| 120,000-139,999     | 19                   | 29          | -34.5        | 219                 | 230         | -4.8         |
| 140,000-159,999     | 33                   | 31          | 6.5          | 219                 | 213         | 2.8          |
| 160,000-179,999     | 33                   | 27          | 22.2         | 206                 | 231         | -10.8        |
| 180,000-199,999     | 22                   | 23          | -4.3         | 161                 | 115         | 40.0         |
| 200,000-249,999     | 23                   | 34          | -32.4        | 220                 | 229         | -3.9         |
| 250,000-299,999     | 21                   | 13          | 61.5         | 129                 | 86          | 50.0         |
| 300,000-399,999     | 13                   | 9           | 44.4         | 55                  | 50          | 10.0         |
| 400,000-499,999     | 1                    | 0           | N/A          | 5                   | 5           | 0.0          |
| 500,000-549,999     | 0                    | 0           | 0.0          | 0                   | 1           | -100.0       |
| 550,000-749,999     | 0                    | 0           | 0.0          | 2                   | 0           | N/A          |
| 750,000-999,999     | 0                    | 0           | 0.0          | 0                   | 0           | 0.0          |
| 1,000,000-1,249,999 | 0                    | 0           | 0.0          | 0                   | 0           | 0.0          |
| 1,250,000-1,499,999 | 0                    | 0           | 0.0          | 0                   | 0           | 0.0          |
| 1,500,000-1,999,999 | 0                    | 0           | 0.0          | 0                   | 0           | 0.0          |
| 2,000,000-2,999,999 | 0                    | 0           | 0.0          | 0                   | 0           | 0.0          |
| 3,000,000+          | 0                    | 0           | 0.0          | 0                   | 0           | 0.0          |
| <b>Totals</b>       | <b>185</b>           | <b>200</b>  | <b>-7.5</b>  | <b>1410</b>         | <b>1452</b> | <b>-2.9</b>  |

|                     | <b>Pending Listings</b> |             |              |                     |             |              |
|---------------------|-------------------------|-------------|--------------|---------------------|-------------|--------------|
|                     | <b>This Month</b>       |             |              | <b>Year to Date</b> |             |              |
|                     | <b>2018</b>             | <b>2017</b> | <b>% Chg</b> | <b>2018</b>         | <b>2017</b> | <b>% Chg</b> |
| 0-29,999            | 0                       | 0           | 0.0          | 0                   | 0           | 0.0          |
| 30,000-39,999       | 0                       | 0           | 0.0          | 2                   | 0           | N/A          |
| 40,000-49,999       | 0                       | 0           | 0.0          | 1                   | 2           | -50.0        |
| 50,000-59,999       | 0                       | 1           | -100.0       | 0                   | 2           | -100.0       |
| 60,000-69,999       | 0                       | 0           | 0.0          | 5                   | 13          | -61.5        |
| 70,000-79,999       | 0                       | 0           | 0.0          | 9                   | 29          | -69.0        |
| 80,000-89,999       | 2                       | 5           | -60.0        | 29                  | 59          | -50.8        |
| 90,000-99,999       | 0                       | 8           | -100.0       | 34                  | 52          | -34.6        |
| 100,000-119,999     | 8                       | 9           | -11.1        | 95                  | 112         | -15.2        |
| 120,000-139,999     | 20                      | 26          | -23.1        | 210                 | 231         | -9.1         |
| 140,000-159,999     | 30                      | 20          | 50.0         | 232                 | 223         | 4.0          |
| 160,000-179,999     | 24                      | 19          | 26.3         | 198                 | 218         | -9.2         |
| 180,000-199,999     | 15                      | 20          | -25.0        | 164                 | 143         | 14.7         |
| 200,000-249,999     | 19                      | 36          | -47.2        | 211                 | 241         | -12.4        |
| 250,000-299,999     | 17                      | 17          | 0.0          | 156                 | 105         | 48.6         |
| 300,000-399,999     | 8                       | 5           | 60.0         | 60                  | 51          | 17.6         |
| 400,000-499,999     | 0                       | 0           | 0.0          | 4                   | 7           | -42.9        |
| 500,000-549,999     | 0                       | 0           | 0.0          | 0                   | 1           | -100.0       |
| 550,000-749,999     | 1                       | 1           | 0.0          | 3                   | 1           | 200.0        |
| 750,000-999,999     | 0                       | 0           | 0.0          | 0                   | 0           | 0.0          |
| 1,000,000-1,249,999 | 0                       | 0           | 0.0          | 0                   | 0           | 0.0          |
| 1,250,000-1,499,999 | 0                       | 0           | 0.0          | 0                   | 0           | 0.0          |
| 1,500,000-1,999,999 | 0                       | 0           | 0.0          | 0                   | 0           | 0.0          |
| 2,000,000-2,999,999 | 0                       | 0           | 0.0          | 0                   | 0           | 0.0          |
| 3,000,000+          | 0                       | 0           | 0.0          | 0                   | 0           | 0.0          |
| <b>Totals</b>       | <b>144</b>              | <b>167</b>  | <b>-13.8</b> | <b>1413</b>         | <b>1490</b> | <b>-5.2</b>  |

| Active Listings     | This Month |            |             | Year to Date |             |             |
|---------------------|------------|------------|-------------|--------------|-------------|-------------|
|                     | 2018       | 2017       | % Chg       | 2018         | 2017        | % Chg       |
|                     | 0-29,999   | 0          | 0           | 0.0          | 1           | 0           |
| 30,000-39,999       | 0          | 0          | 0.0         | 2            | 0           | N/A         |
| 40,000-49,999       | 0          | 0          | 0.0         | 1            | 3           | -66.7       |
| 50,000-59,999       | 0          | 2          | -100.0      | 0            | 4           | -100.0      |
| 60,000-69,999       | 0          | 1          | -100.0      | 6            | 17          | -64.7       |
| 70,000-79,999       | 3          | 5          | -40.0       | 13           | 35          | -62.9       |
| 80,000-89,999       | 2          | 8          | -75.0       | 30           | 63          | -52.4       |
| 90,000-99,999       | 3          | 8          | -62.5       | 42           | 59          | -28.8       |
| 100,000-119,999     | 7          | 8          | -12.5       | 114          | 134         | -14.9       |
| 120,000-139,999     | 17         | 25         | -32.0       | 237          | 266         | -10.9       |
| 140,000-159,999     | 22         | 30         | -26.7       | 265          | 266         | -0.4        |
| 160,000-179,999     | 19         | 23         | -17.4       | 223          | 264         | -15.5       |
| 180,000-199,999     | 24         | 29         | -17.2       | 207          | 187         | 10.7        |
| 200,000-249,999     | 55         | 42         | 31.0        | 310          | 321         | -3.4        |
| 250,000-299,999     | 42         | 39         | 7.7         | 216          | 177         | 22.0        |
| 300,000-399,999     | 23         | 17         | 35.3        | 105          | 83          | 26.5        |
| 400,000-499,999     | 3          | 3          | 0.0         | 9            | 12          | -25.0       |
| 500,000-549,999     | 0          | 0          | 0.0         | 0            | 1           | -100.0      |
| 550,000-749,999     | 1          | 0          | N/A         | 4            | 3           | 33.3        |
| 750,000-999,999     | 0          | 0          | 0.0         | 0            | 0           | 0.0         |
| 1,000,000-1,249,999 | 0          | 0          | 0.0         | 0            | 0           | 0.0         |
| 1,250,000-1,499,999 | 0          | 0          | 0.0         | 0            | 0           | 0.0         |
| 1,500,000-1,999,999 | 0          | 0          | 0.0         | 0            | 0           | 0.0         |
| 2,000,000-2,999,999 | 0          | 0          | 0.0         | 0            | 0           | 0.0         |
| 3,000,000+          | 0          | 0          | 0.0         | 0            | 0           | 0.0         |
| <b>Totals</b>       | <b>221</b> | <b>240</b> | <b>-7.9</b> | <b>1785</b>  | <b>1895</b> | <b>-5.8</b> |

| New Listings        | This Month |            |            | Year to Date |             |             |
|---------------------|------------|------------|------------|--------------|-------------|-------------|
|                     | 2018       | 2017       | % Chg      | 2018         | 2017        | % Chg       |
|                     | 0-29,999   | 0          | 0          | 0.0          | 1           | 0           |
| 30,000-39,999       | 0          | 0          | 0.0        | 1            | 0           | N/A         |
| 40,000-49,999       | 0          | 0          | 0.0        | 1            | 1           | 0.0         |
| 50,000-59,999       | 0          | 1          | -100.0     | 0            | 3           | -100.0      |
| 60,000-69,999       | 0          | 1          | -100.0     | 3            | 14          | -78.6       |
| 70,000-79,999       | 1          | 1          | 0.0        | 12           | 25          | -52.0       |
| 80,000-89,999       | 2          | 1          | 100.0      | 25           | 61          | -59.0       |
| 90,000-99,999       | 2          | 4          | -50.0      | 32           | 43          | -25.6       |
| 100,000-119,999     | 11         | 13         | -15.4      | 96           | 112         | -14.3       |
| 120,000-139,999     | 14         | 19         | -26.3      | 191          | 227         | -15.9       |
| 140,000-159,999     | 23         | 21         | 9.5        | 227          | 227         | 0.0         |
| 160,000-179,999     | 13         | 19         | -31.6      | 187          | 205         | -8.8        |
| 180,000-199,999     | 22         | 12         | 83.3       | 174          | 148         | 17.6        |
| 200,000-249,999     | 27         | 27         | 0.0        | 247          | 252         | -2.0        |
| 250,000-299,999     | 16         | 17         | -5.9       | 181          | 144         | 25.7        |
| 300,000-399,999     | 17         | 6          | 183.3      | 87           | 65          | 33.8        |
| 400,000-499,999     | 1          | 1          | 0.0        | 8            | 10          | -20.0       |
| 500,000-549,999     | 0          | 0          | 0.0        | 0            | 0           | 0.0         |
| 550,000-749,999     | 0          | 1          | -100.0     | 2            | 2           | 0.0         |
| 750,000-999,999     | 0          | 0          | 0.0        | 0            | 0           | 0.0         |
| 1,000,000-1,249,999 | 0          | 0          | 0.0        | 0            | 0           | 0.0         |
| 1,250,000-1,499,999 | 0          | 0          | 0.0        | 0            | 0           | 0.0         |
| 1,500,000-1,999,999 | 0          | 0          | 0.0        | 0            | 0           | 0.0         |
| 2,000,000-2,999,999 | 0          | 0          | 0.0        | 0            | 0           | 0.0         |
| 3,000,000+          | 0          | 0          | 0.0        | 0            | 0           | 0.0         |
| <b>Totals</b>       | <b>149</b> | <b>144</b> | <b>3.5</b> | <b>1475</b>  | <b>1539</b> | <b>-4.2</b> |