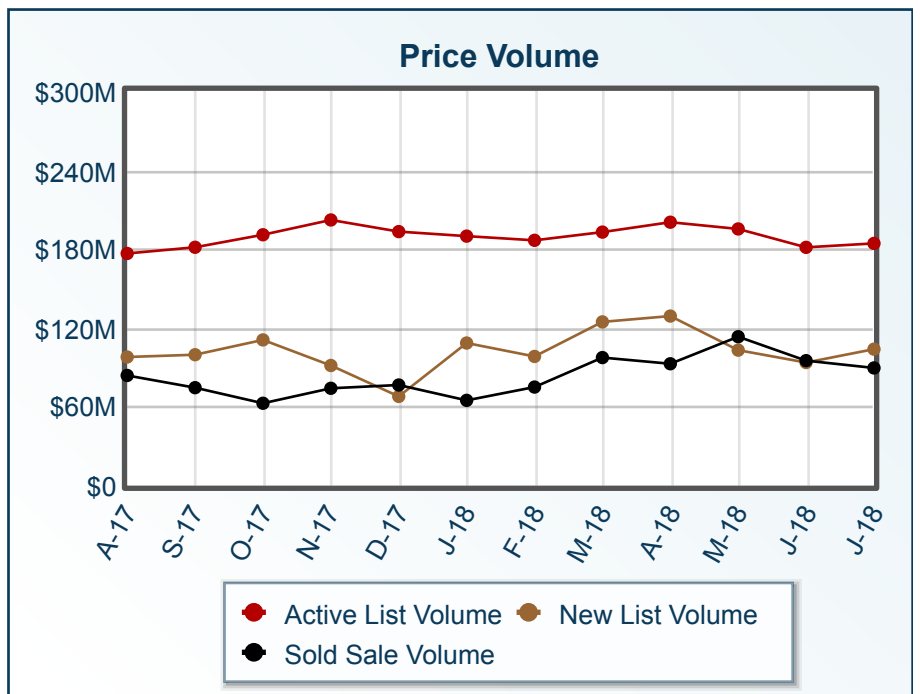
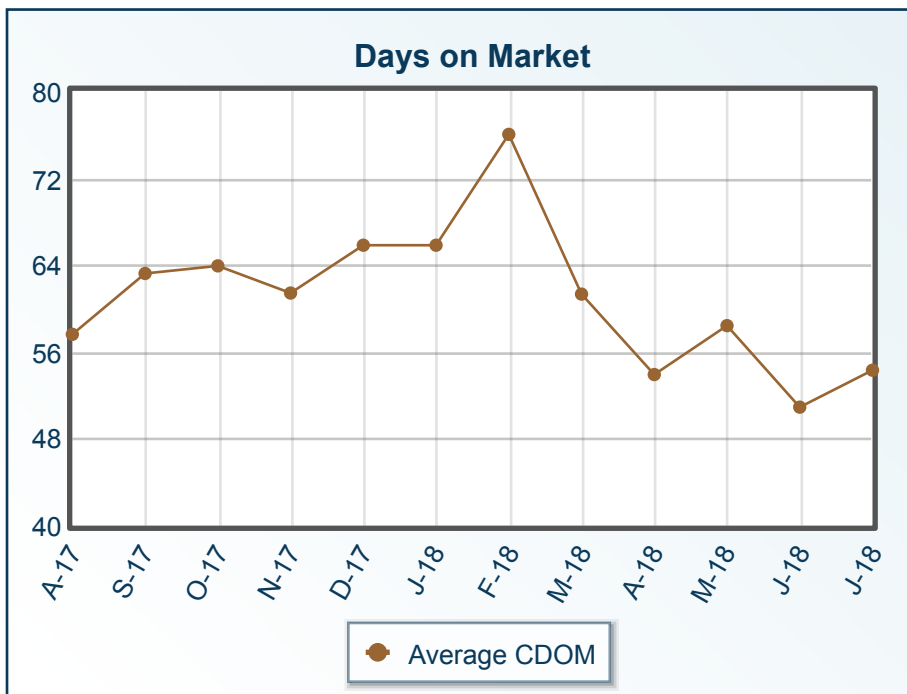
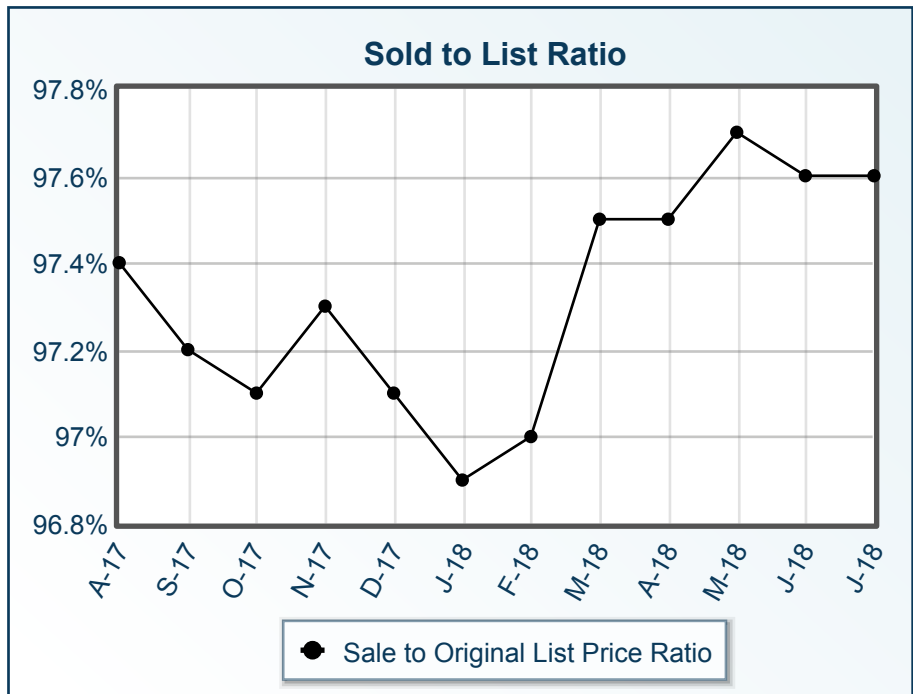
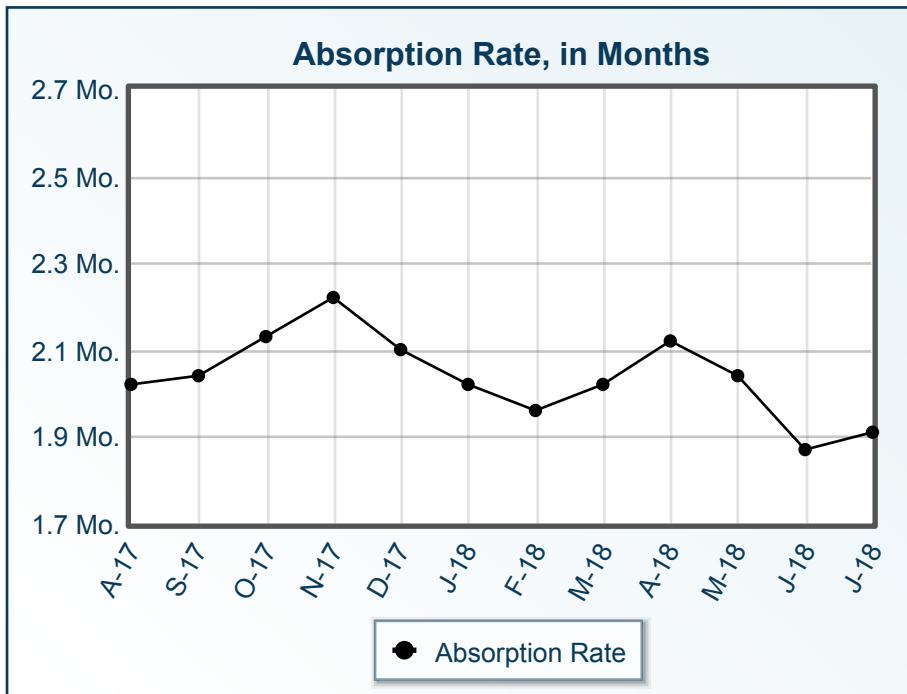
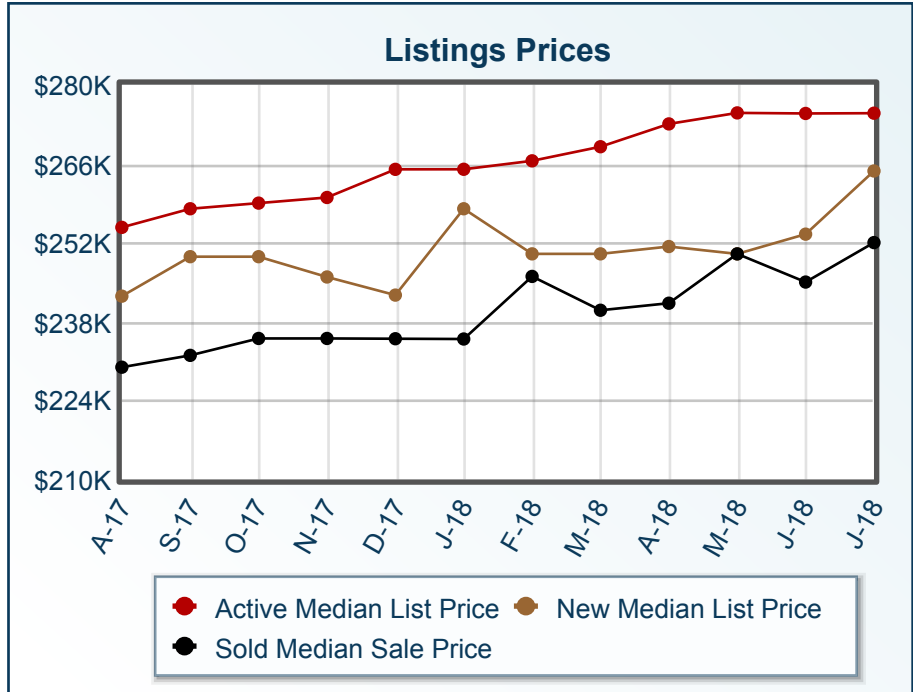
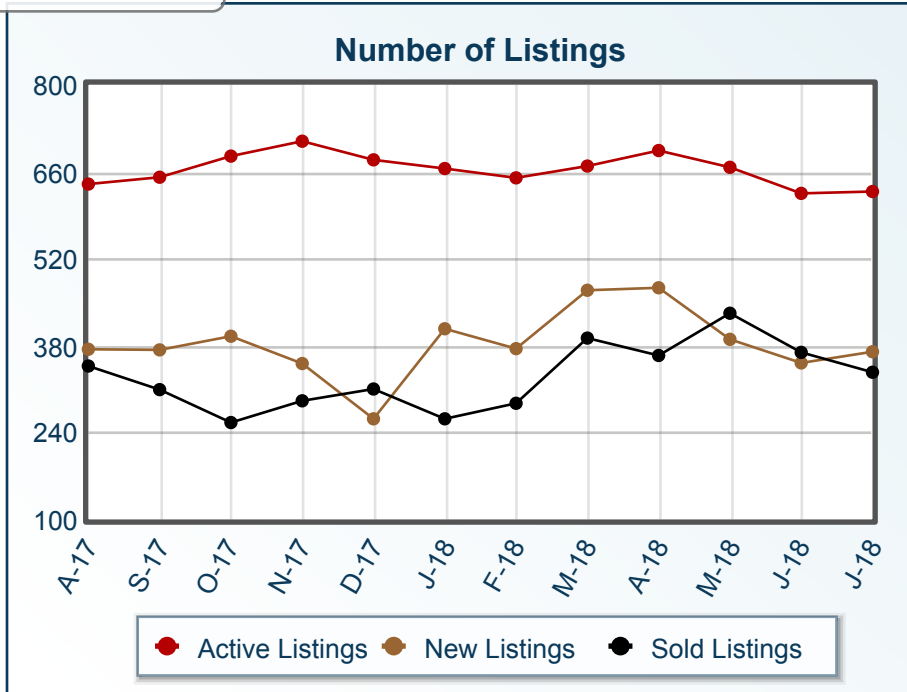


Market Summary

Surprise Residential, July 2018



Summary Statistics						
	Jul-18	Jul-17	% Chg	2018 YTD	2017 YTD	% Chg
Absorption Rate	1.91	2.24	-14.73	1.99	2.52	-21.03
Average List Price	\$293,131	\$273,697	7.10	\$271,480	\$253,734	6.99
Median List Price	\$274,948	\$250,000	9.98	\$255,000	\$235,000	8.51
Average Sale Price	\$265,380	\$239,596	10.76	\$256,735	\$234,807	9.34
Median Sale Price	\$252,000	\$228,000	10.53	\$245,000	\$223,500	9.62
Average CDOM	54	63	-14.29	54	65	-16.92
Median CDOM	37	44	-15.91	37	45	-17.78

Sold Listings						
	This Month			Year to Date		
	2018	2017	% Chg	2018	2017	% Chg
0-29,999	0	0	0.0	0	0	0.0
30,000-39,999	0	0	0.0	0	1	-100.0
40,000-49,999	0	2	-100.0	1	8	-87.5
50,000-59,999	0	0	0.0	3	16	-81.2
60,000-69,999	1	3	-66.7	9	14	-35.7
70,000-79,999	1	0	N/A	7	7	0.0
80,000-89,999	0	2	-100.0	6	13	-53.8
90,000-99,999	0	1	-100.0	9	18	-50.0
100,000-119,999	0	3	-100.0	13	25	-48.0
120,000-139,999	3	4	-25.0	42	39	7.7
140,000-159,999	0	4	-100.0	23	52	-55.8
160,000-179,999	5	17	-70.6	64	223	-71.3
180,000-199,999	19	29	-34.5	183	374	-51.1
200,000-249,999	133	148	-10.1	952	863	10.3
250,000-299,999	104	67	55.2	642	430	49.3
300,000-399,999	58	46	26.1	398	266	49.6
400,000-499,999	7	3	133.3	53	59	-10.2
500,000-549,999	3	0	N/A	12	9	33.3
550,000-749,999	2	1	100.0	24	13	84.6
750,000-999,999	1	0	N/A	2	3	-33.3
1,000,000-1,249,999	0	0	0.0	0	0	0.0
1,250,000-1,499,999	0	0	0.0	0	0	0.0
1,500,000-1,999,999	0	0	0.0	0	0	0.0
2,000,000-2,999,999	0	0	0.0	0	0	0.0
3,000,000+	0	0	0.0	0	0	0.0
Totals	337	330	2.1	2443	2433	0.4

Pending Listings						
	This Month			Year to Date		
	2018	2017	% Chg	2018	2017	% Chg
0-29,999	0	0	0.0	0	0	0.0
30,000-39,999	0	1	-100.0	0	2	-100.0
40,000-49,999	0	0	0.0	0	5	-100.0
50,000-59,999	0	1	-100.0	4	16	-75.0
60,000-69,999	1	5	-80.0	3	15	-80.0
70,000-79,999	0	0	0.0	9	5	80.0
80,000-89,999	0	1	-100.0	7	10	-30.0
90,000-99,999	0	0	0.0	11	19	-42.1
100,000-119,999	1	1	0.0	7	19	-63.2
120,000-139,999	0	3	-100.0	39	34	14.7
140,000-159,999	3	4	-25.0	24	48	-50.0
160,000-179,999	4	20	-80.0	60	192	-68.7
180,000-199,999	14	45	-68.9	175	404	-56.7
200,000-249,999	106	132	-19.7	938	918	2.2
250,000-299,999	82	70	17.1	671	471	42.5
300,000-399,999	56	45	24.4	425	310	37.1
400,000-499,999	12	8	50.0	57	65	-12.3
500,000-549,999	2	0	N/A	10	9	11.1
550,000-749,999	3	1	200.0	24	13	84.6
750,000-999,999	0	0	0.0	3	3	0.0
1,000,000-1,249,999	0	0	0.0	0	0	0.0
1,250,000-1,499,999	0	0	0.0	0	0	0.0
1,500,000-1,999,999	0	0	0.0	0	0	0.0
2,000,000-2,999,999	0	0	0.0	0	0	0.0
3,000,000+	0	0	0.0	0	0	0.0
Totals	284	337	-15.7	2467	2558	-3.6

Active Listings	This Month			Year to Date		
	2018	2017	% Chg	2018	2017	% Chg
	0-29,999	0	0	0.0	0	2
30,000-39,999	0	0	0.0	0	2	-100.0
40,000-49,999	0	0	0.0	0	8	-100.0
50,000-59,999	1	0	N/A	5	18	-72.2
60,000-69,999	2	4	-50.0	5	23	-78.3
70,000-79,999	5	2	150.0	18	10	80.0
80,000-89,999	4	4	0.0	12	16	-25.0
90,000-99,999	4	9	-55.6	22	31	-29.0
100,000-119,999	10	8	25.0	21	31	-32.3
120,000-139,999	15	16	-6.2	70	62	12.9
140,000-159,999	5	9	-44.4	37	65	-43.1
160,000-179,999	9	23	-60.9	75	230	-67.4
180,000-199,999	25	55	-54.5	211	482	-56.2
200,000-249,999	142	220	-35.5	1147	1248	-8.1
250,000-299,999	175	177	-1.1	954	742	28.6
300,000-399,999	179	128	39.8	700	531	31.8
400,000-499,999	28	26	7.7	106	115	-7.8
500,000-549,999	5	5	0.0	18	18	0.0
550,000-749,999	14	16	-12.5	50	49	2.0
750,000-999,999	3	1	200.0	7	8	-12.5
1,000,000-1,249,999	0	0	0.0	0	0	0.0
1,250,000-1,499,999	1	1	0.0	2	2	0.0
1,500,000-1,999,999	0	0	0.0	0	0	0.0
2,000,000-2,999,999	0	0	0.0	0	0	0.0
3,000,000+	1	1	0.0	2	2	0.0
Totals	628	705	-10.9	3462	3695	-6.3

New Listings	This Month			Year to Date		
	2018	2017	% Chg	2018	2017	% Chg
	0-29,999	0	0	0.0	0	2
30,000-39,999	0	1	-100.0	0	2	-100.0
40,000-49,999	0	0	0.0	0	7	-100.0
50,000-59,999	0	1	-100.0	3	7	-57.1
60,000-69,999	0	5	-100.0	4	12	-66.7
70,000-79,999	0	1	-100.0	14	5	180.0
80,000-89,999	0	0	0.0	8	8	0.0
90,000-99,999	1	0	N/A	11	16	-31.2
100,000-119,999	1	1	0.0	13	16	-18.7
120,000-139,999	5	1	400.0	51	43	18.6
140,000-159,999	1	3	-66.7	25	43	-41.9
160,000-179,999	7	22	-68.2	57	177	-67.8
180,000-199,999	19	36	-47.2	171	377	-54.6
200,000-249,999	120	124	-3.2	1000	1022	-2.2
250,000-299,999	110	73	50.7	795	576	38.0
300,000-399,999	83	54	53.7	563	398	41.5
400,000-499,999	14	6	133.3	72	71	1.4
500,000-549,999	1	1	0.0	12	12	0.0
550,000-749,999	7	2	250.0	31	34	-8.8
750,000-999,999	1	1	0.0	4	6	-33.3
1,000,000-1,249,999	0	0	0.0	0	0	0.0
1,250,000-1,499,999	0	0	0.0	1	1	0.0
1,500,000-1,999,999	0	0	0.0	0	0	0.0
2,000,000-2,999,999	0	0	0.0	0	0	0.0
3,000,000+	0	0	0.0	1	1	0.0
Totals	370	332	11.4	2836	2836	0.0