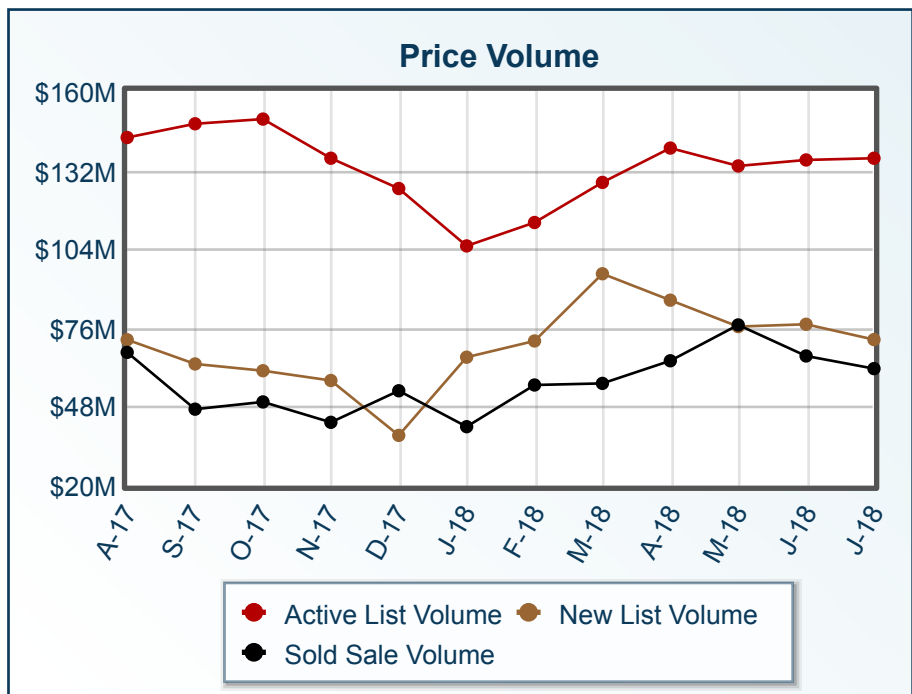
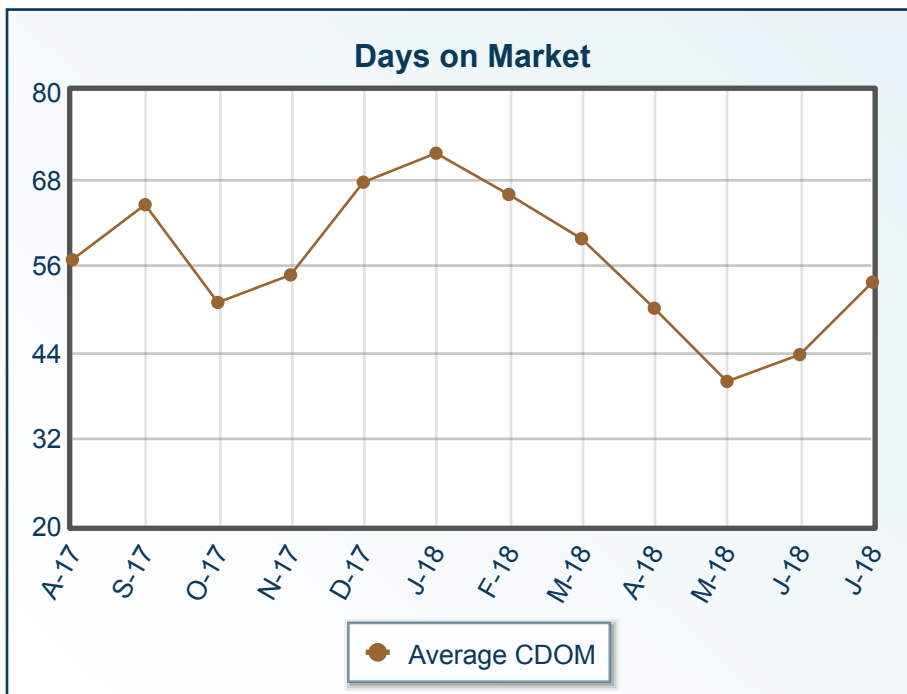
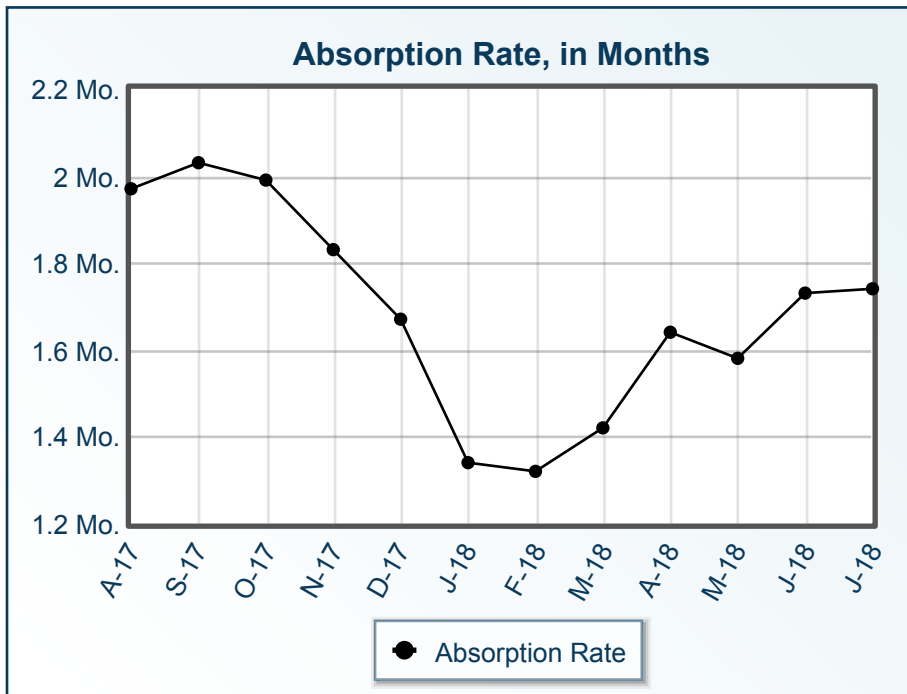
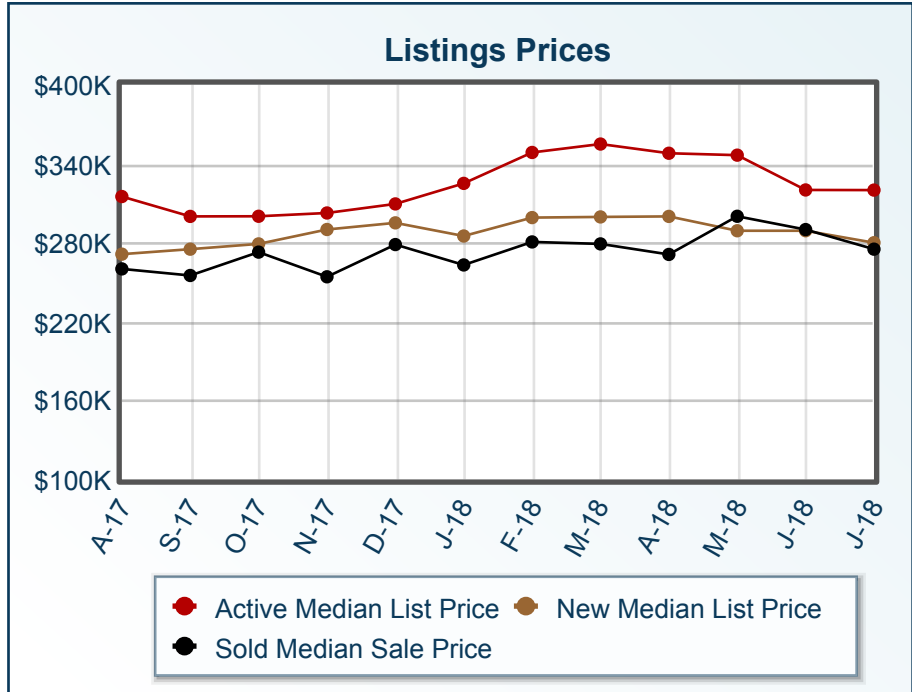
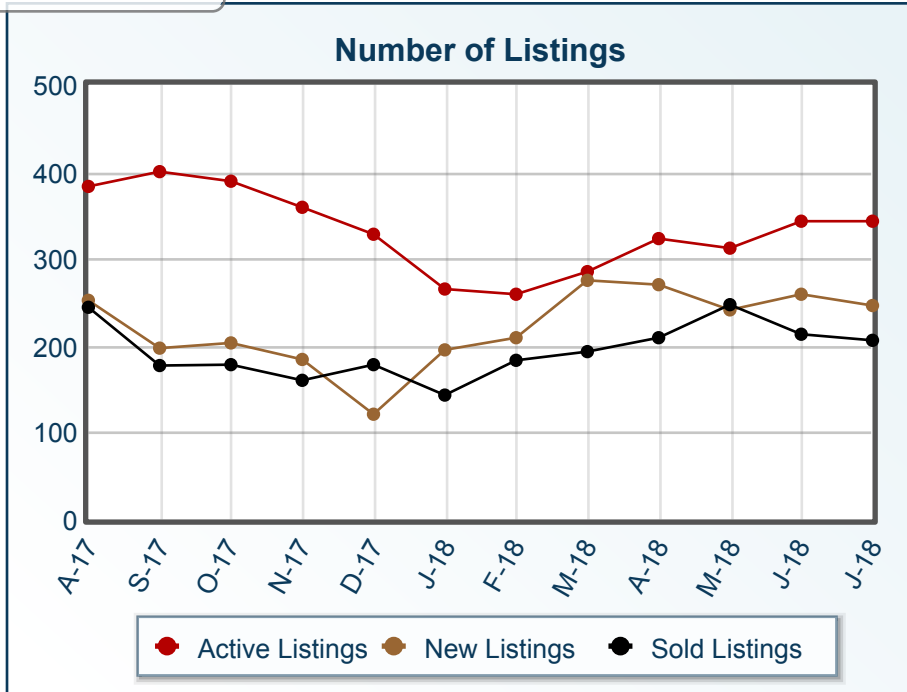


Market Summary

Tempe Residential, July 2018



Summary Statistics						
	Jul-18	Jul-17	% Chg	2018 YTD	2017 YTD	% Chg
Absorption Rate	1.74	2.14	-18.69	1.54	1.98	-22.22
Average List Price	\$396,837	\$370,002	7.25	\$333,312	\$310,512	7.34
Median List Price	\$319,900	\$309,950	3.21	\$298,000	\$275,000	8.36
Average Sale Price	\$298,508	\$273,481	9.15	\$302,429	\$276,538	9.36
Median Sale Price	\$275,000	\$260,000	5.77	\$280,000	\$260,000	7.69
Average CDOM	53	48	10.42	49	55	-10.91
Median CDOM	35	34	2.94	34	38	-10.53

Sold Listings						
	This Month			Year to Date		
	2018	2017	% Chg	2018	2017	% Chg
0-29,999	0	0	0.0	1	0	N/A
30,000-39,999	0	0	0.0	0	0	0.0
40,000-49,999	0	0	0.0	0	0	0.0
50,000-59,999	0	0	0.0	0	0	0.0
60,000-69,999	0	0	0.0	0	0	0.0
70,000-79,999	0	0	0.0	0	0	0.0
80,000-89,999	0	0	0.0	2	0	N/A
90,000-99,999	0	2	-100.0	0	5	-100.0
100,000-119,999	3	8	-62.5	21	49	-57.1
120,000-139,999	9	7	28.6	34	58	-41.4
140,000-159,999	15	13	15.4	63	92	-31.5
160,000-179,999	15	14	7.1	95	73	30.1
180,000-199,999	6	17	-64.7	63	74	-14.9
200,000-249,999	29	49	-40.8	222	302	-26.5
250,000-299,999	49	56	-12.5	319	338	-5.6
300,000-399,999	49	51	-3.9	365	287	27.2
400,000-499,999	20	13	53.8	120	86	39.5
500,000-549,999	3	3	0.0	19	23	-17.4
550,000-749,999	4	3	33.3	48	28	71.4
750,000-999,999	3	1	200.0	13	16	-18.7
1,000,000-1,249,999	0	0	0.0	6	3	100.0
1,250,000-1,499,999	0	0	0.0	2	0	N/A
1,500,000-1,999,999	1	1	0.0	1	1	0.0
2,000,000-2,999,999	0	0	0.0	0	0	0.0
3,000,000+	0	0	0.0	0	0	0.0
Totals	206	238	-13.4	1394	1435	-2.9

Pending Listings						
	This Month			Year to Date		
	2018	2017	% Chg	2018	2017	% Chg
0-29,999	0	0	0.0	1	0	N/A
30,000-39,999	0	0	0.0	0	0	0.0
40,000-49,999	0	0	0.0	0	0	0.0
50,000-59,999	0	0	0.0	0	0	0.0
60,000-69,999	0	0	0.0	0	0	0.0
70,000-79,999	0	0	0.0	0	0	0.0
80,000-89,999	0	0	0.0	1	0	N/A
90,000-99,999	0	0	0.0	1	5	-80.0
100,000-119,999	4	6	-33.3	20	41	-51.2
120,000-139,999	10	7	42.9	35	62	-43.5
140,000-159,999	13	20	-35.0	65	101	-35.6
160,000-179,999	10	16	-37.5	95	85	11.8
180,000-199,999	9	11	-18.2	68	74	-8.1
200,000-249,999	26	39	-33.3	215	289	-25.6
250,000-299,999	47	48	-2.1	338	364	-7.1
300,000-399,999	47	46	2.2	382	321	19.0
400,000-499,999	11	18	-38.9	122	100	22.0
500,000-549,999	2	1	100.0	19	17	11.8
550,000-749,999	2	6	-66.7	43	40	7.5
750,000-999,999	2	3	-33.3	20	16	25.0
1,000,000-1,249,999	1	0	N/A	6	2	200.0
1,250,000-1,499,999	0	0	0.0	2	0	N/A
1,500,000-1,999,999	0	0	0.0	1	1	0.0
2,000,000-2,999,999	0	0	0.0	0	0	0.0
3,000,000+	0	0	0.0	0	0	0.0
Totals	184	221	-16.7	1434	1518	-5.5

Active Listings	This Month			Year to Date		
	2018	2017	% Chg	2018	2017	% Chg
	0-29,999	1	0	N/A	4	1
30,000-39,999	0	0	0.0	0	0	0.0
40,000-49,999	0	0	0.0	0	0	0.0
50,000-59,999	0	0	0.0	0	0	0.0
60,000-69,999	0	0	0.0	0	0	0.0
70,000-79,999	0	0	0.0	0	0	0.0
80,000-89,999	0	0	0.0	1	1	0.0
90,000-99,999	0	0	0.0	3	5	-40.0
100,000-119,999	0	4	-100.0	24	48	-50.0
120,000-139,999	7	10	-30.0	43	76	-43.4
140,000-159,999	9	21	-57.1	82	127	-35.4
160,000-179,999	14	20	-30.0	115	112	2.7
180,000-199,999	12	10	20.0	82	93	-11.8
200,000-249,999	28	45	-37.8	258	357	-27.7
250,000-299,999	76	82	-7.3	454	489	-7.2
300,000-399,999	98	113	-13.3	538	476	13.0
400,000-499,999	42	42	0.0	199	169	17.8
500,000-549,999	16	5	220.0	42	32	31.3
550,000-749,999	15	29	-48.3	77	86	-10.5
750,000-999,999	14	21	-33.3	38	46	-17.4
1,000,000-1,249,999	4	1	300.0	12	6	100.0
1,250,000-1,499,999	2	2	0.0	4	4	0.0
1,500,000-1,999,999	1	1	0.0	5	3	66.7
2,000,000-2,999,999	4	2	100.0	6	3	100.0
3,000,000+	0	0	0.0	0	0	0.0
Totals	343	408	-15.9	1987	2134	-6.9

New Listings	This Month			Year to Date		
	2018	2017	% Chg	2018	2017	% Chg
	0-29,999	0	0	0.0	4	1
30,000-39,999	0	0	0.0	0	0	0.0
40,000-49,999	0	0	0.0	0	0	0.0
50,000-59,999	0	0	0.0	0	0	0.0
60,000-69,999	0	0	0.0	0	0	0.0
70,000-79,999	0	0	0.0	0	0	0.0
80,000-89,999	0	0	0.0	0	1	-100.0
90,000-99,999	0	0	0.0	0	5	-100.0
100,000-119,999	4	5	-20.0	21	41	-48.8
120,000-139,999	9	9	0.0	40	70	-42.9
140,000-159,999	13	17	-23.5	74	120	-38.3
160,000-179,999	14	24	-41.7	105	107	-1.9
180,000-199,999	7	14	-50.0	79	85	-7.1
200,000-249,999	37	40	-7.5	224	296	-24.3
250,000-299,999	69	54	27.8	394	405	-2.7
300,000-399,999	70	51	37.3	456	399	14.3
400,000-499,999	13	14	-7.1	161	132	22.0
500,000-549,999	2	5	-60.0	40	20	100.0
550,000-749,999	6	8	-25.0	55	64	-14.1
750,000-999,999	1	3	-66.7	27	31	-12.9
1,000,000-1,249,999	1	0	N/A	8	4	100.0
1,250,000-1,499,999	0	0	0.0	2	2	0.0
1,500,000-1,999,999	0	1	-100.0	2	1	100.0
2,000,000-2,999,999	0	0	0.0	3	2	50.0
3,000,000+	0	0	0.0	0	0	0.0
Totals	246	245	0.4	1695	1786	-5.1