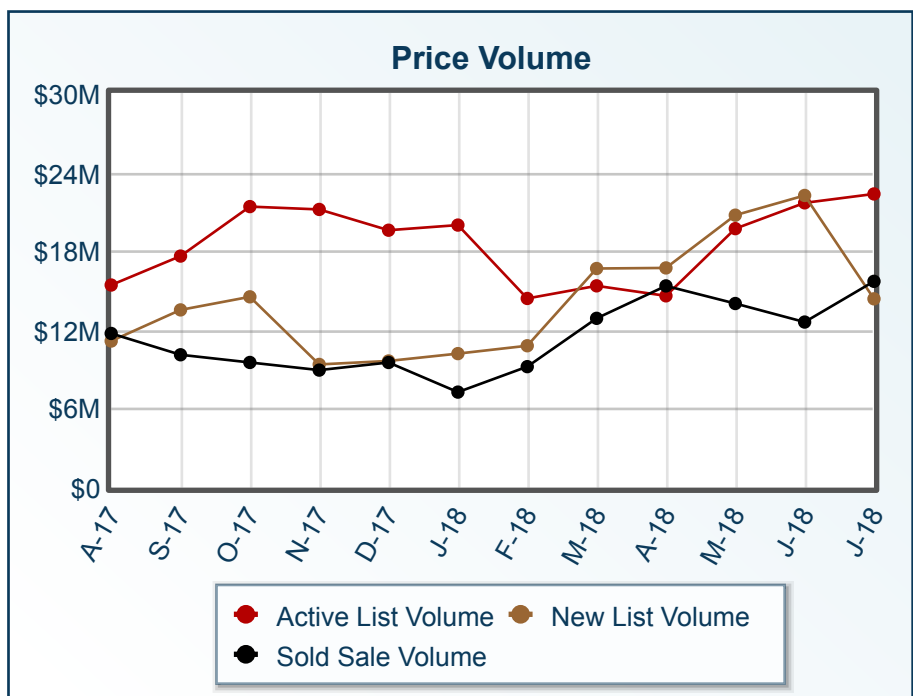
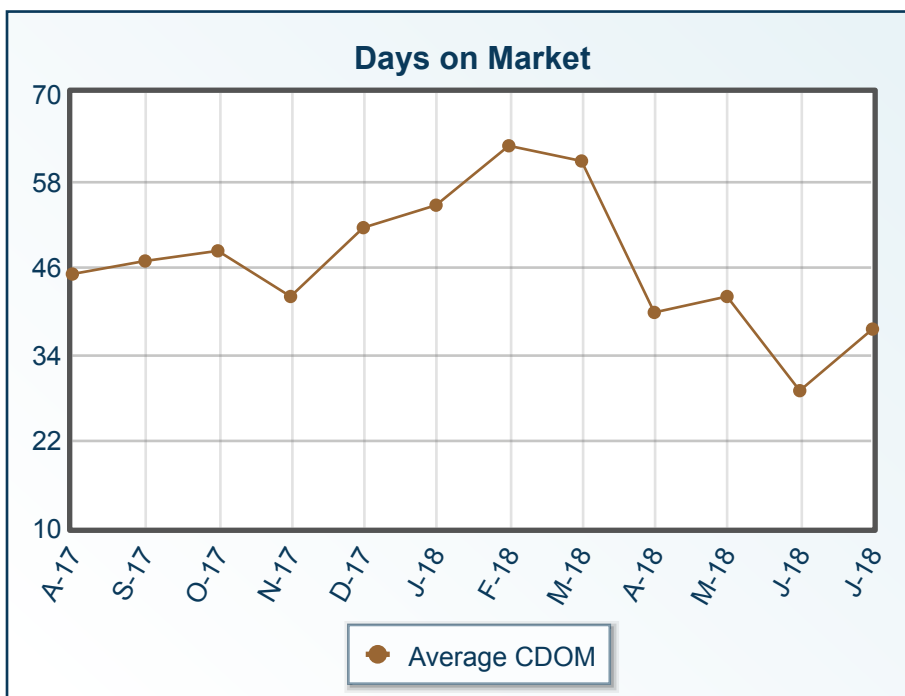
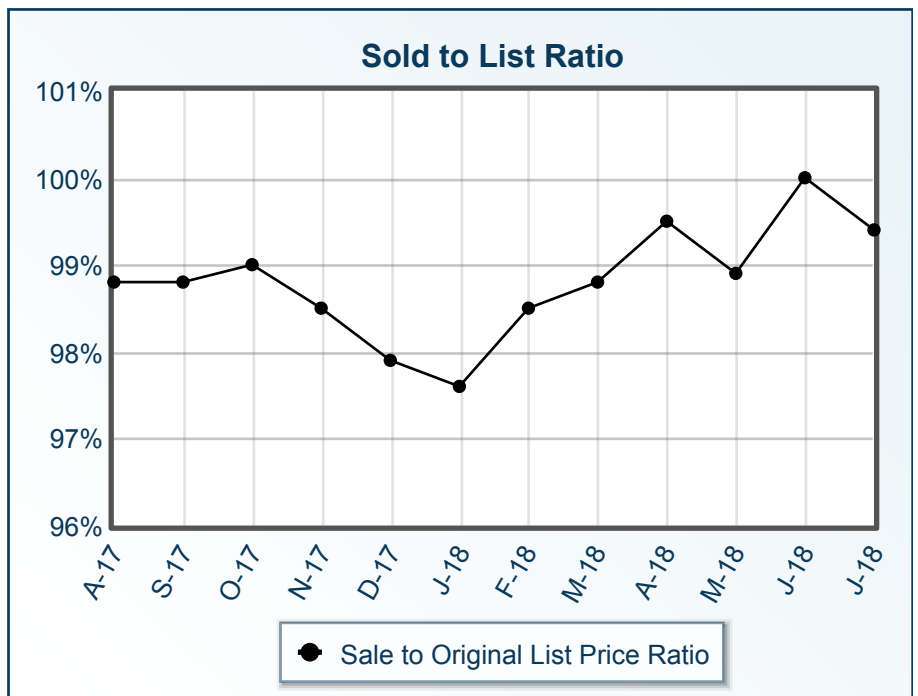
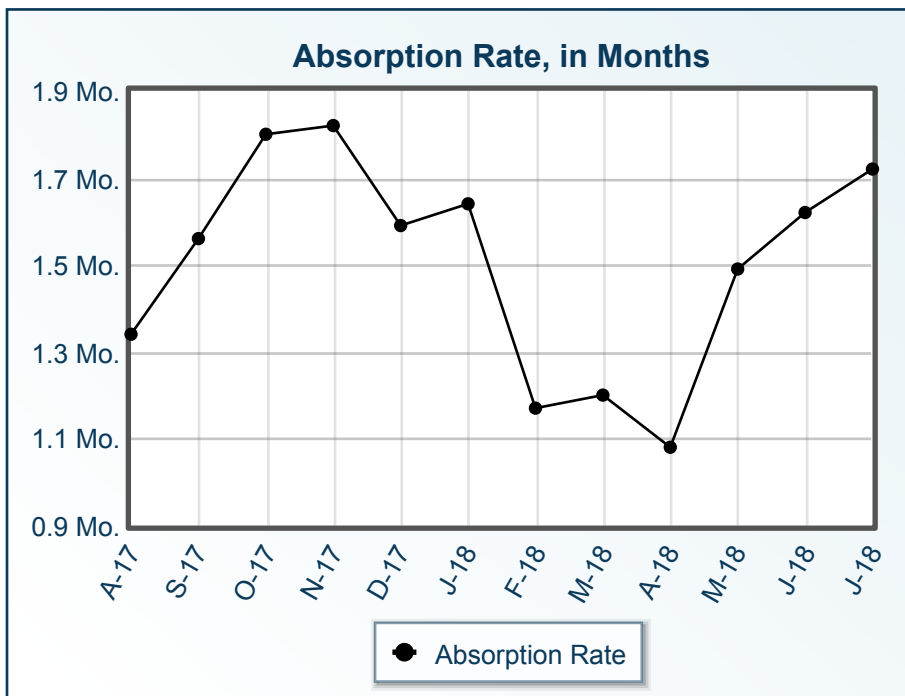
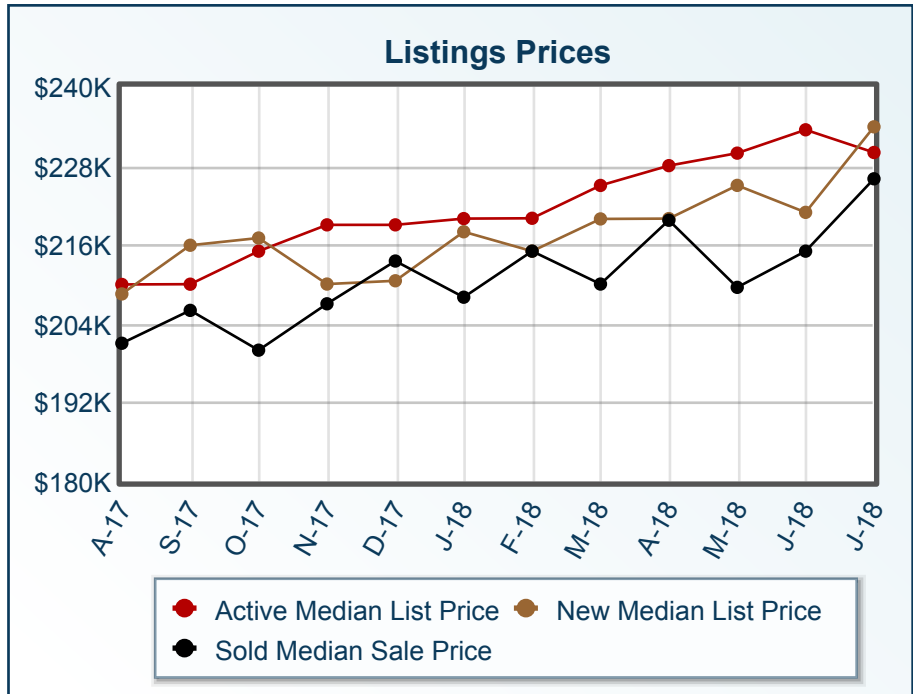
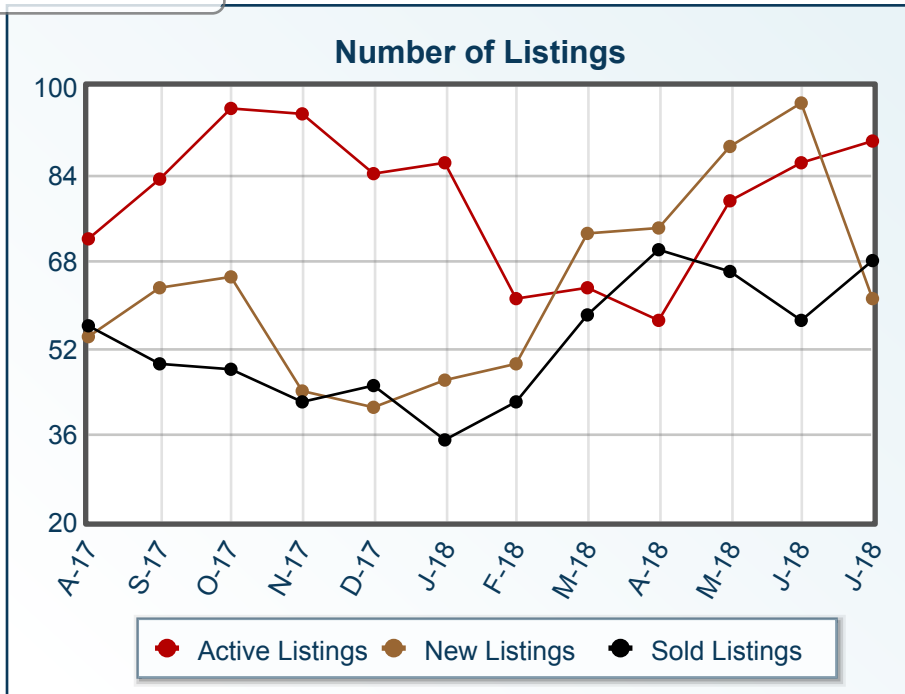


Market Summary

Tollson Residential, July 2018



Summary Statistics						
	Jul-18	Jul-17	% Chg	2018 YTD	2017 YTD	% Chg
Absorption Rate	1.72	1.48	16.22	1.42	1.56	-8.97
Average List Price	\$247,990	\$214,694	15.51	\$228,333	\$207,078	10.26
Median List Price	\$230,000	\$208,950	10.07	\$220,096	\$200,000	10.05
Average Sale Price	\$230,552	\$201,698	14.31	\$219,446	\$199,705	9.88
Median Sale Price	\$226,000	\$201,000	12.44	\$215,000	\$198,000	8.59
Average CDOM	37	45	-17.78	43	48	-10.42
Median CDOM	31	25	24.00	31	39	-20.51

	Sold Listings			Year to Date		
	This Month			Year to Date		
	2018	2017	% Chg	2018	2017	% Chg
0-29,999	0	0	0.0	0	0	0.0
30,000-39,999	0	0	0.0	0	0	0.0
40,000-49,999	0	0	0.0	0	0	0.0
50,000-59,999	0	0	0.0	0	0	0.0
60,000-69,999	0	0	0.0	0	0	0.0
70,000-79,999	0	0	0.0	0	0	0.0
80,000-89,999	0	0	0.0	0	1	-100.0
90,000-99,999	0	0	0.0	0	0	0.0
100,000-119,999	0	0	0.0	0	1	-100.0
120,000-139,999	0	0	0.0	4	3	33.3
140,000-159,999	0	0	0.0	5	15	-66.7
160,000-179,999	3	8	-62.5	14	70	-80.0
180,000-199,999	5	20	-75.0	61	119	-48.7
200,000-249,999	43	30	43.3	257	157	63.7
250,000-299,999	16	2	700.0	48	18	166.7
300,000-399,999	1	0	N/A	7	3	133.3
400,000-499,999	0	0	0.0	0	1	-100.0
500,000-549,999	0	0	0.0	0	0	0.0
550,000-749,999	0	0	0.0	0	0	0.0
750,000-999,999	0	0	0.0	0	0	0.0
1,000,000-1,249,999	0	0	0.0	0	0	0.0
1,250,000-1,499,999	0	0	0.0	0	0	0.0
1,500,000-1,999,999	0	0	0.0	0	0	0.0
2,000,000-2,999,999	0	0	0.0	0	0	0.0
3,000,000+	0	0	0.0	0	0	0.0
Totals	68	60	13.3	396	388	2.1

	Pending Listings					
	This Month			Year to Date		
	2018	2017	% Chg	2018	2017	% Chg
0-29,999	0	0	0.0	0	0	0.0
30,000-39,999	0	0	0.0	0	0	0.0
40,000-49,999	0	0	0.0	0	0	0.0
50,000-59,999	0	0	0.0	0	0	0.0
60,000-69,999	0	0	0.0	0	0	0.0
70,000-79,999	0	0	0.0	0	0	0.0
80,000-89,999	0	0	0.0	0	1	-100.0
90,000-99,999	0	0	0.0	0	0	0.0
100,000-119,999	0	0	0.0	0	2	-100.0
120,000-139,999	0	0	0.0	3	5	-40.0
140,000-159,999	2	1	100.0	8	7	14.3
160,000-179,999	0	6	-100.0	19	64	-70.3
180,000-199,999	6	22	-72.7	61	136	-55.1
200,000-249,999	31	22	40.9	278	164	69.5
250,000-299,999	11	8	37.5	54	26	107.7
300,000-399,999	1	0	N/A	6	3	100.0
400,000-499,999	1	0	N/A	1	1	0.0
500,000-549,999	0	0	0.0	0	0	0.0
550,000-749,999	0	0	0.0	0	0	0.0
750,000-999,999	0	0	0.0	0	0	0.0
1,000,000-1,249,999	0	0	0.0	0	0	0.0
1,250,000-1,499,999	0	0	0.0	0	0	0.0
1,500,000-1,999,999	0	0	0.0	0	0	0.0
2,000,000-2,999,999	0	0	0.0	0	0	0.0
3,000,000+	0	0	0.0	0	0	0.0
Totals	52	59	-11.9	430	409	5.1

Active Listings	This Month			Year to Date		
	2018	2017	% Chg	2018	2017	% Chg
	0-29,999	0	0	0.0	0	0
30,000-39,999	0	0	0.0	0	0	0.0
40,000-49,999	0	0	0.0	0	0	0.0
50,000-59,999	0	0	0.0	0	0	0.0
60,000-69,999	0	0	0.0	0	0	0.0
70,000-79,999	0	0	0.0	0	1	-100.0
80,000-89,999	0	0	0.0	0	1	-100.0
90,000-99,999	0	0	0.0	0	1	-100.0
100,000-119,999	0	0	0.0	0	2	-100.0
120,000-139,999	0	0	0.0	4	10	-60.0
140,000-159,999	0	1	-100.0	8	10	-20.0
160,000-179,999	1	3	-66.7	21	70	-70.0
180,000-199,999	7	24	-70.8	72	167	-56.9
200,000-249,999	53	43	23.3	352	230	53.0
250,000-299,999	22	8	175.0	93	36	158.3
300,000-399,999	6	1	500.0	18	9	100.0
400,000-499,999	0	0	0.0	1	4	-75.0
500,000-549,999	0	0	0.0	0	0	0.0
550,000-749,999	0	0	0.0	0	0	0.0
750,000-999,999	0	0	0.0	0	0	0.0
1,000,000-1,249,999	1	0	N/A	1	0	N/A
1,250,000-1,499,999	0	0	0.0	0	0	0.0
1,500,000-1,999,999	0	0	0.0	0	0	0.0
2,000,000-2,999,999	0	0	0.0	0	0	0.0
3,000,000+	0	0	0.0	0	0	0.0
Totals	90	80	12.5	570	541	5.4

New Listings	This Month			Year to Date		
	2018	2017	% Chg	2018	2017	% Chg
	0-29,999	0	0	0.0	0	0
30,000-39,999	0	0	0.0	0	0	0.0
40,000-49,999	0	0	0.0	0	0	0.0
50,000-59,999	0	0	0.0	0	0	0.0
60,000-69,999	0	0	0.0	0	0	0.0
70,000-79,999	0	0	0.0	0	1	-100.0
80,000-89,999	0	0	0.0	0	0	0.0
90,000-99,999	0	1	-100.0	0	1	-100.0
100,000-119,999	0	0	0.0	0	2	-100.0
120,000-139,999	0	2	-100.0	3	7	-57.1
140,000-159,999	2	1	100.0	6	8	-25.0
160,000-179,999	0	6	-100.0	19	58	-67.2
180,000-199,999	6	20	-70.0	61	137	-55.5
200,000-249,999	33	24	37.5	296	197	50.3
250,000-299,999	18	6	200.0	86	32	168.8
300,000-399,999	2	1	100.0	17	6	183.3
400,000-499,999	0	1	-100.0	1	2	-50.0
500,000-549,999	0	0	0.0	0	0	0.0
550,000-749,999	0	0	0.0	0	0	0.0
750,000-999,999	0	0	0.0	0	0	0.0
1,000,000-1,249,999	0	0	0.0	0	0	0.0
1,250,000-1,499,999	0	0	0.0	0	0	0.0
1,500,000-1,999,999	0	0	0.0	0	0	0.0
2,000,000-2,999,999	0	0	0.0	0	0	0.0
3,000,000+	0	0	0.0	0	0	0.0
Totals	61	62	-1.6	489	451	8.4